



Packaging Samples



e-SolarMark

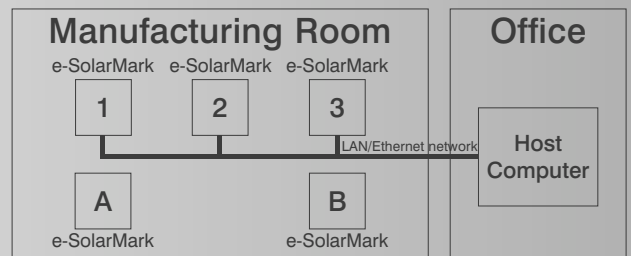
Network-based CO₂ Laser Marking/Coding System




- Vector-quality code at high line speed
- Both stationary and "On the Fly" marking/coding
- Three types of Control Unit interface to choose:
 - network (Standard)
 - alphanumeric keyboard (Option)
 - touch screen GUI (Option)
- Coding on wide variety of materials: paper, cardboard, foils, coated metals, plastics, wood, glass and many others
- Permanent and flexible coding of alphanumeric texts / dates / timers, serial numbers, barcodes, 2D codes and graphics on the products
- Up to 250 messages storage capacity (110 kB average message size)

- Internal software on real-time operating system
- Local / Remote job choice / modification / creation
- Easy connection to the network
- Intuitive system operation
- Build-in touch screen panel for local job edition (option)
- User-friendly Graphical Editor SolMark II for external job preparation
- On-line data exchange via: network (LAN/Ethernet), and serial (RS232)

Network (1, 2, 3, ...) and Autonomic (A, B, ...) mode of operation



Industrial Samples



- Integration friendly, compact design
- High flexibility of system due to large number of options
- Unauthorized access protection



No PC Required

- Shock / Temperature Tested
- Low operation cost / No maintenance / No consumables
- OEM versions available



e-SolarMark

Technical Specifications

Laser Output Power

10W

Sealed CO2 laser tube, laser gas lifetime – 30,000 hours average

30W

Electrical Requirements

230V 50Hz / 115V 60Hz, 1PH

230V 50Hz / 115V 60Hz, 1PH

Power Consumption

450W

700W

Marking Head

Dimensions

826 x 150 x 150 mm

766 x 150 x 150 mm

LxHxW

(33 x 6 x 6 in.)

(30 x 6 x 6 in.)

Weight

15 kg (33 lb.)

15 kg (33 lb.)

Control Unit

Dimensions

150 x 350 x 327 mm

150 x 350 x 327 mm

HxWxD

(6 x 13.8 x 13 in.)

(6 x 13.8 x 13 in.)

Weight

8 kg (18 lb.)

8 kg (18 lb.)

Cooling

Air: at ambient temperature 5-40°C (up to 100% of laser duty cycle)

Water: at ambient temperature 40-45°C or in dirty/dusty/humid environment

Environment

Ambient temperature 5-45°C (40-115°F), Humidity up to 80% non-condensing

Enclosure type

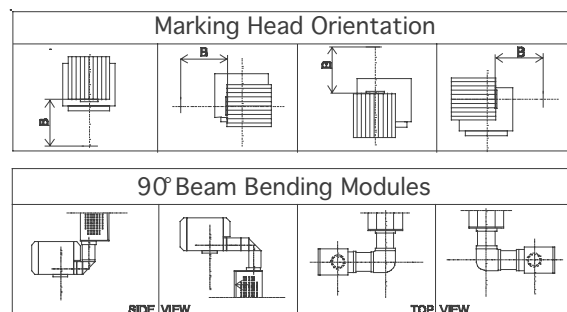
IP50, NEMA 12

Communication

- RS232 / ECP / Ethernet 10 Base T
- Shaft encoder input (recommended resolution of encoder: 8196 pulses / 100mm for LF4 lens)
- Product detector input: NPN / PNP - 24 V Sensor
- Input / Output connector for: systems interlocks; remote Start/Stop, Ready/Marking, Fault Signals; additional key switch connection

Marking Specifications					
Marking speed	1000 characters/sec			Character height 2mm, Lens and Material Dependent	
Lens type	Flat field (F-Theta) lens				
	LF2	LF3	LF4	LF5	LF8
Marking field (mm)	50 x 50	80 x 80	100 x 100	120 x 120	200 x 200
Minimum line width (mm)	0,10	0,15	0,18	0,21	0,35
Resolution (mm)	0,012	0,019	0,024	0,029	0,048
Working Distance (mm) [B]	104	127	183	213	389

Options



- Touch Screen GUI Control Unit interface for local job creation and modification
- Alphanumeric Keyboard Control Unit interface for local job modification
- Scanning Head Mounting Extension Modules
- Product Detector and Shaft Encoder
- Language Version of Software on Request
- Chiller for Water-Cooled Systems
- Fumes / Dust Extractor (with Active Carbon filter)
- SolMark II software available for: Windows 9x, NT, 2000, ME, XP

Specifications are subject to change without notice as products are continually improved

CE and **CDRH** compliant



Solaris Laser S.A.
 Wynalazek 6 02-677 Warsaw, Poland
 tel.: +48 22 8431803, 6404890; fax: +48 22 8432636
 International tel.: +48 22 8568970; fax: +48 22 8568960
<http://www.solarislaser.com.pl>
 e-mail: market@solarislaser.com.pl

