Universal Business Group

EURO 2000

techno
TECHNOLOGY & INNOVATION

URIARTE SAFYBOX
www.safybox.com

U.B.G. (2008) Company Limited
The Key to Success.

New Products 2017

ผู้นำเข้า และจัดจำหน่าย

Electrical installation parts and Cable protection systems.

U.B.G.(2008) Company Limited.

Tel.0-2895-0751-4 Fax.0-2895-0755

Email:sales@ubg.co.th

www.ubg.co.th

More information please contact us. Hot line 09-5262-9455

BOXCO®
ENCLOSURE

กล่องเปล่า, กล่องเทอร์มินอล สำเร็จรูป, ตู้, ฝาใส-ฝาทึบ, พลาสติก เอบีเอส, โพลีคาบอร์เนท, อลูมิเนียม กันน้ำ IP66/67 (ทนน้ำท่วมชั่วคราว) ครบวงจร.

ที่นี่...ที่เดียว!! จบ.

*속판 규격은 플라스틱 속판 기준이며, ( )안은 철 속판 규격임.
The dimension of mounting plate is based on the plastic mounting plate and the dimension of around bracket is steel mounting plate

국제품질경영시스템인증 ISO9001
환경경영시스템인증 ISO14001
유럽연합CE인증
독일 TUV인증
스위스 SGS인증
RoHS인증
한국건자재 시험연구원 난연인증
한국생활환경 시험연구원 난연인증

벤처기업
기술혁신형중소기업
경영혁신형중소기업
수출유망중소기업
부산광역시선도기업
부산광역시우수기업

IP 66/67
IK 07/08
ABS : −40~+85 PC : −40~+120
ABS : 94-HB PC/ABS : 94-V-0~5VA
PC : 94-HB, 94-V-0~5VA

URIARTE SAFYBOX
www.safybox.com

UV extra shield 20 years

outdoor cabinets

Fire retardant

Electromagnetic compatibility



Extreme weather conditions
UV resistant

SafyBox BRES
Double Insulation Enclosure

advantages BRES enclosure

Non-metallic enclosures made of fiberglass - reinforced polyester 7035
They are exceptionally durable, corrosion resistant can withstand abuse
& exposure to chemicals, water and extreme conditions

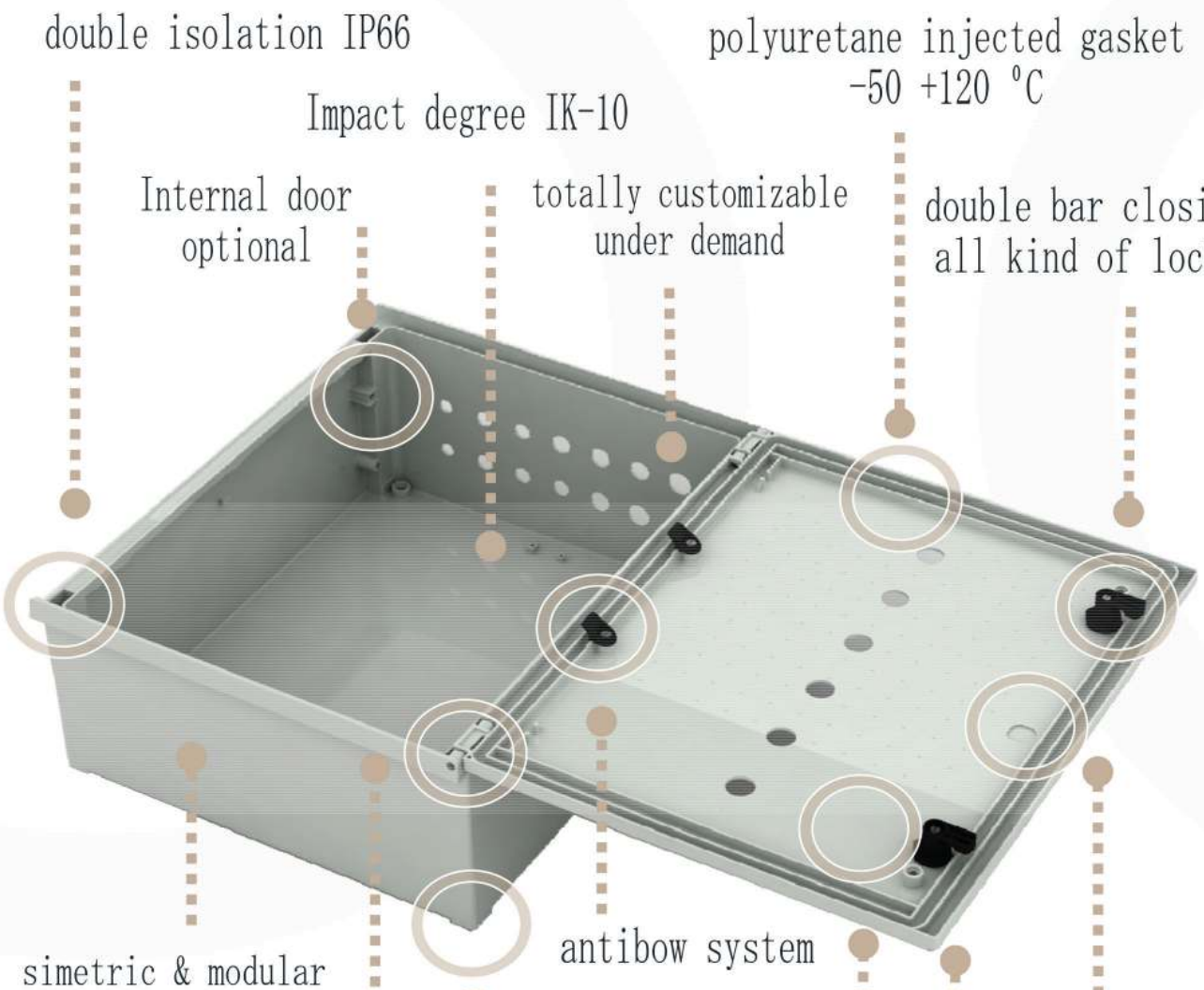

REVERSIBLE

standard empty plain

Includes : Empty Enclosure, rawl plugs and screws for direct wall mounting, screws for mounting plate 4xm6x10, double bar lock and key (cdb-10)

CODE	DIMENSION	DESCRIPTION	PACKING	WEIGHT
BRES-325	300x250x140	Polyester plain door	1	1,93
BRES-43	400x300x200	Polyester plain door	1	3,60
BRES-44	400x400x200	Polyester plain door	1	4,35
BRES-54	500x400x200	Polyester plain door	1	5,25
BRES-64	600x400x230	Polyester plain door	1	7,13
BRES-65	600x500x230	Polyester plain door	1	7,93
BRES-83	800X300X230	Polyester plain door	1	6,40
BRES-86	800x600x300	Polyester plain door	1	12,65
BRES-108	1000x800x300	Polyester plain door	1	19,50

9 different sizes from 300x250x140 to 1000x800x300

DIFFERENCE OPTION

Includes : Empty Enclosure, rawl plugs and screws for direct wall mounting, screws for mounting plate 4xm6x10, double bar lock and key (cdb-10)

DIMENSION	GLAZED DOOR	TRIPLE LOCK	TRIPLE LOCK+GLAZED
300x250x140	BRES-325P		
400x300x200	BRES-43P	BRES-43-3L	BRES-43P-3L
400x400x200	BRES-44P	BRES-44-3L	BRES-44P-3L
500x400x200	BRES-54P	BRES-54-3L	BRES-54P-3L
600x400x230	BRES-64P	BRES-64-3L	BRES-64P-3L
600x500x230	BRES-65P	BRES-65-3L	BRES-65P-3L
800X300X230	BRES-83P	BRES-83-3L	BRES-83P-3L
800x600x300	BRES-86P	BRES-86-3L	BRES-86P-3L
1000x800x300	BRES-108P	BRES-108-5L	BRES-108P-5L



CODE	DESCRIPTION	PACKING	WEIGHT
LLD-10	Double bar key	1	0,10
LLT-11	Triangular key-11MM	1	0,10
LLC-08	SQUARE KEY 8MM	1	0,10
CML-12	Lock and key	1	0,50
DV-M	Small ventilation device	1	0,10
DV-G	Big ventilation device	1	0,10

dv-m

dv-a

lld-10

cml-12 (1333)

polyester base plate for BRES

Includes : polyester base plate 4mm, we can offer up to 10mm under demand
Not included screws m6x10



polyester no earthing base plate, ready to fix inside the bres cabinet

CODE	DIMENSION	DESCRIPTION	PACKING	WEIGHT
PBP-325	262x198x40	mounting plate BRES325	10	0,38
PBP-43	360x248x40	mounting plate BRES43	10	0,59
PBP-44	460x348x40	mounting plate BRES44	10	0,87
PBP-54	560x348x40	mounting plate BRES54	10	1,09
PBP-64	558x348x40	mounting plate BRES64	5	1,30
PBP-65	558x448x40	mounting plate BRES65	5	1,75
PBP-83	756x248x40	mounting plate BRES83	5	1,46
PBP-86	756x548x40	mounting plate BRES86	5	2,78

metal base plate for BRES

Includes : Galvanized steel mounting plate 2mm Not included screws m6x10

CODE	DIMENSION	DESCRIPTION	PACKING	WEIGHT
PBM-325	262x198x20	mounting plate BRES325	5	0,79
PBM-43	360x248x20	mounting plate BRES43	5	1,30
PBM-44	460x348x20	mounting plate BRES44	4	1,90
PBM-54	560x348x20	mounting plate BRES54	4	2,20
PBM-64	558x348x20	mounting plate BRES64	4	3,00
PBM-65	558x448x20	mounting plate BRES65	4	3,60
PBM-83	756x248x20	mounting plate BRES83	2	3,26
PBM-86	756x548x20	mounting plate BRES86	2	6,40



Galvanized steel plate, ready to fix inside the bres cabinet

internal door kit

polyester internal door right opening, different lock options

Includes : unassembled kit with Standard internal door +1 double bar lock system + handle + inr-511 inserts + plastic hinges and pins
NO INCLUDING CABINET

CODE	DIMENSION	DESCRIPTION	PACKING	WEIGHT
PUI-43	380x280x17	Internal door bres-43	1	0,5
PUI-44	380x380x17	Internal door bres-44	1	0,6
PUI-54	480x380x17	Internal door bres-54	1	0,7
PUI-64	580x380x17	Internal door bres-64	1	0,8
PUI-65	580x480x17	Internal door bres-65	1	0,9
PUI-83	780x280x17	Internal door bres-83	1	0,6
PUI-86	780x580x17	Internal door bres-86	1	2
PUI-108	980x780x17	Internal door bres108	1	3

Safybox ART

Non-metallic enclosures made of fiberglass - reinforced polyester 7035
They are exceptionally durable, corrosion resistant can withstand abuse
& exposure to chemicals, water and extreme conditions

IP-43

IP-55

IK-10

standard IP43 cabinets

Including : Enclosure with door and a three point triangular lock with swing handle and a padlock facility

CODE	DIMENSION	DESCRIPTION	EUROS	PACKING	WEIGHT
ART-55	500x500x300	OUTDOOR FLOOR CABINET IP43 WITH ROOF		1	13,60
ART-57	500x750x300	OUTDOOR FLOOR CABINET IP43 WITH ROOF		1	17,00
ART-75	750x500x300	OUTDOOR FLOOR CABINET IP43 WITH ROOF		1	17,00
ART-77	750x750x300	OUTDOOR FLOOR CABINET IP43 WITH ROOF		1	22,00
ART-105	1000X500X300	OUTDOOR FLOOR CABINET IP43 WITH ROOF		1	19,00
ART-107	1000x750x300	OUTDOOR FLOOR CABINET IP43 WITH ROOF		1	27,00

gasket IP-55 cabinets

luding : Enclosure with door and a three point triangular lock with swing handle and a padlock facility, special door kit gasket up to IP-55

CODE	DIMENSION	DESCRIPTION	EUROS	PACKING	WEIGHT
ART-55-IP55	500x500x300	OUTDOOR FLOOR CABINET IP55 WITH ROOF		1	13,60
ART-57-IP55	500x750x300	OUTDOOR FLOOR CABINET IP55 WITH ROOF		1	17,00
ART-75-IP55	750x500x300	OUTDOOR FLOOR CABINET IP55 WITH ROOF		1	17,00
ART-77-IP55	750x750x300	OUTDOOR FLOOR CABINET IP55 WITH ROOF		1	22,00
ART-105-IP55	1000X500X300	OUTDOOR FLOOR CABINET IP55 WITH ROOF		1	19,00
ART-107-IP55	1000x750x300	OUTDOOR FLOOR CABINET IP55 WITH ROOF		1	27,00

underground pedestal

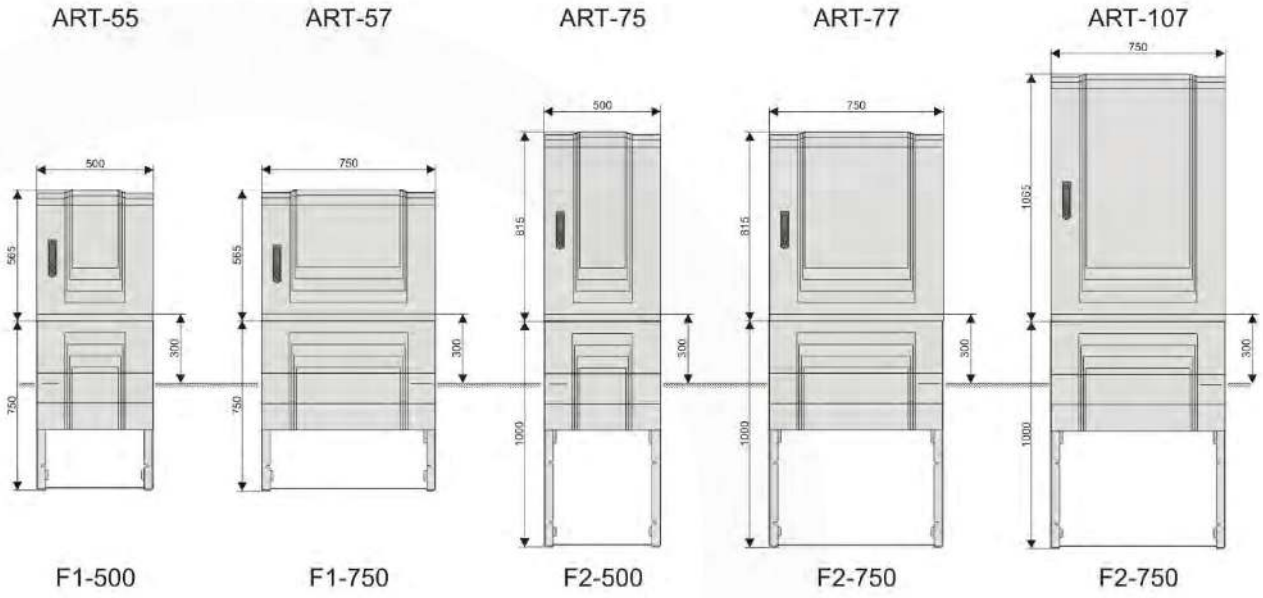

Before fixing you must drill the base of the cabinet according this tech drawing, 2 holes of M10, then pass throught the hole the screws we suport with the pack.



CODE	DIMENSION	DESCRIPTION	EUROS	PACKING	WEIGHT
F0-500	500x500x300	POLYESTER PEDESTAL 500high		1	7,90
F0-750	500x750x300	POLYESTER PEDESTAL 500high		1	11,20
F1-500	750x500x300	POLYESTER PEDESTAL 750high		1	11,20
F1-750	750x750x300	POLYESTER PEDESTAL 750high		1	14,50
F2-500	1000x500x300	POLYESTER PEDESTAL 1000high		1	14,70
F2-750	1000x750x300	POLYESTER PEDESTAL 1000high		1	17,20

metal base plate

Including : metal base plate 2mm
Not included screws m6x10

CODE	DIMENSION	DESCRIPTION	PACKING	WEIGHT
PMM-55	400x400	METALLIC BASE PLATE	10	0,38
PMM-57	400x650	METALLIC BASE PLATE	10	0,59
PMM-75	650x400	METALLIC BASE PLATE	10	0,87
PMM-77	650x650	METALLIC BASE PLATE	10	1,09
PMM-105	900x400	METALLIC BASE PLATE	5	1,30
PMM-107	900x650	METALLIC BASE PLATE	5	1,75

polyester base plate

Including : polyester base plate 4mm, we can offer up to 10mm under demand
Not included screws m6x10

CODE	DIMENSION	DESCRIPTION	PACKING	WEIGHT
PMP-55	400x400	POLYESTER BASE PLATE	10	0,38
PMP-57	400x650	POLYESTER BASE PLATE	10	0,59
PMP-75	650x400	POLYESTER BASE PLATE	10	0,87
PMP-77	650x650	POLYESTER BASE PLATE	10	1,09
PMP-105	900x400	POLYESTER BASE PLATE	5	1,30
PMP-107	900x650	POLYESTER BASE PLATE	5	1,75

TUBI PER PROTEZIONE CAVI ELETTRICI

EURO 2000

Conduits for electrical cable protection

File: ELE308410CS

GOST-R
N°1231385

www.euro2000-srl.it

Aree di applicazione / *Application areas*

Sia i sistemi flessibili di guaine e relativi raccordi che i medesimi sistemi rigidi sono comunemente usati per la protezione e il contenimento dei cavi elettrici e delle fibre ottiche. Solo una gamma disponibile in un varietà multipla e modulare di sistemi di protezione come quella EURO 2000 può coprire tutti i diversi tipi di applicazioni derivanti dalle più svariate condizioni di applicazione e dai più diversi fattori ambientali:

Both flexible systems of conduits and fittings and the rigid one are generally used to protect and contain electrical cables and optical fibers.
Only a great range of products, available in a multiple and modular variety of protection system like EURO 2000, can satisfy any kind of application deriving from the most different environmental situations:

Terziario / *Services:*

Centri commerciali, caserme, carceri, parcheggi pubblici, stadi e centri sportivi, stazioni ed aeroporti, scuole, banche, alberghi e ristoranti.	*Malls, barracks, parkings, stadiums and sport centers, stations and airports, schools, banks, hotels and restaurants.*

Industriale / *Industries*

Officine meccaniche, stabilimenti siderurgici.	*Mechanical workshops, sider systems.*

Chimico e farmaceutico / *Chemical and pharmaceutical*

Industria chimica e farmeceutica.	*Chemical and pharmaceutical industry.*

Alimentare / *Food business*

Lavorazioni alimenti, Cantine, Caseifici, Pastifici, linee di impacchettamento e di imbottigliamento.	*Food production, Cellars, dairies, pasta production, packaging and bottling lines.*

Energia / *Energy*

Centrali nucleari, termiche e idroelettriche.	*Nuclear, termical, hydroelectric centrals.*

Infrastrutture / *Infrastructures*

Autostrade, Ferrovie, Metropolitane, Gallerie.	*Highway, railways, undergrounds, tunnels.*

Bordo macchina - Automazione industriale / *Board Machine - Industrial automation*

Macchine utensili, Macchine per packaging, caldaie, macchine per il legno e per il vetro, lavorazione del marmo.	*Tool machines, packaging machines, boilers, machine for wood and glass, marble processing.*

Ferroviario / *Railways*

Carrozze, Locomotori, Segnalamento, Automazione ferroviaria.	*Cars, locomotives, signalling, rail automation.*

Navale / *Naval industry*

Sentine motori, sale macchina, plance di comando, paratie stagne.	*Bilge engines, engine room, dashboard, watertight bulkheads.*

Classificazione Sistemi EURO 2000 secondo le norme **CEI EN 61386**

Classification in compliance with CEI EN 61386 standards

N° PAG	SISTEMI DI GUAINE *CONDUITS' SYSTEMS*		GRADO DI PROTEZIONE IP *IP PROTECTION DEGREE*	RESISTENZA ALLA COMPRESSIONE *RESISTANCE TO COMPRESSION*	COLORI *COLORS*	RANGE DI TEMPERATURA *TEMPERATURE RANGE*	HALOGEN FREE *HALOGEN FREE*	AUTOESTINGUENTE *SELF-EXTINGUISHING*	EMC SCREENING *EMC SCREENING*	RESISTENZA ALL'ABRASIONE *RESISTANCE TO ABRASION*	RESISTENZA UV *UV RESISTANCE*
26	GAAR		IP 50	1250 N	ZINCATO *GALVANISED*	-45° +250°	SI *YES*	SI *YES*	SI *YES*	SI *YES*	SI *YES*
27	GARIX		IP 50	1250 N	INOX *STAINLESS STEEL*	-45° +250°	SI *YES*	SI *YES*	SI *YES*	SI *YES*	SI *YES*
28	DMC		IP 67	1250 N	GRIGIO, NERO *GREY, BLACK*	-15° +70°	-	SI *YES*	-	SI *YES*	SI *YES*
29	DMCX		IP 67	1250 N	GRIGIO, NERO *GREY, BLACK*	-15° +70°	-	SI *YES*	-	SI *YES*	SI *YES*
30	DMC-ABT		IP 67	1250 N	GRIGIO, NERO *GREY, BLACK*	-40° +105°	-	SI *YES*	-	SI *YES*	SI *YES*
31	DMC-ABTX		IP 67	1250 N	GRIGIO, NERO *GREY, BLACK*	-55° +145°	-	SI *YES*	-	SI *YES*	SI *YES*
34	DMC-EMP		IP 67	1250 N	GRIGIO, NERO *GREY, BLACK*	-15° +70°	-	SI *YES*	-	SI *YES*	SI *YES*
32/33	DMC PU		IP 67	1250 N	BLU *BLUE*	-20° +80°	SI *YES*	SI *YES*	-	SI *YES*	SI *YES*
35	UALT 2000		IP 67	1250 N	GRIGIO, NERO *GREY, BLACK*	-15° +70°	-	SI *YES*	-	SI *YES*	SI *YES*
36	DMA		IP 67	1250 N	GRIGIO, NERO *GREY, BLACK*	-15° +70°	-	SI *YES*	-	-	SI *YES*
37/41	DMA PU		IP 67	1250 N	BLU *BLUE*	-20° +80°	SI *YES*	SI *YES*	-	-	SI *YES*
40/41	DMT PU		IP 67	1250 N	ZINCATO *GALVANISED*	-20° +80°	SI *YES*	SI *YES*	55 dB	SI *YES*	SI *YES*
39	DMT		IP 67	1250 N	ZINCATO *GALVANISED*	-15° +70°	-	SI *YES*	55 dB	SI *YES*	SI *YES*
42	DMT EMP		IP 67	1250 N	ZINCATO *GALVANISED*	-15° +70°	-	SI *YES*	55 dB	SI *YES*	SI *YES*
38	DMTN		IP54	1250 N	ZINCATO *GALVANISED*	-45° +250°	-	SI *YES*	55 dB	SI *YES*	SI *YES*
43	DMT-LNX		IP54	1250 N	INOX *STAINLESS STEEL*	-45° +300°	-	SI *YES*	49 dB	SI *YES*	SI *YES*
45	HJT		-	-	ARANCIONE *ORANGE*	-60° +260°	-	SI *YES*	-	-	SI *YES*
44	DMC-HJT L		IP 67	1250 N	ARANCIONE *ORANGE*	-60° +260°	-	SI *YES*	-	-	SI *YES*
50	GFP		IP 67	125 N	GRIGIO, NERO, BLU	-15° +70°	-	SI *YES*	-	-	-
52	GFP-PXS		IP 67	750 N	GRIGIO NERO *GREY,BLACK*	-15° +70°	-	SI *YES*	-	-	SI *YES*
54	GFPT		IP 67	125 N	ZINCATO *GALVANISED*	-15° +70°	-	SI *YES*	-	-	SI *YES*
58	TCX		IP 65	320 N	GRIGIO NERO *GREY,BLACK*	+5° +70°	-	SI *YES*	-	-	-

Guaina tipo GFP

Conduit type GFP

RoHS CE made in Italy

monta anello standard AB e anello speciale AG
it fits standard ring AB and special ring AG

disponibile nei colori:
colors available:

Settori di Impiego / *Areas of application*

GOST-R N°1231385 — File: ELE308410CS — D.A.T. N° 000427

Applicazione / *Application:*

Consigliato nell'industria alimentare perché completamente liscio, esternamente non favorisce depositi e incrostazioni e internamente favorisce lo scorrimento dei cavi. Adatto per impianti ove non sia richiesta resistenza meccanica

Suited for food industries infact, as it is externally made of smooth PVC, it prevents the formation of deposits and incrustations, and internally permits sliding of cables. Suitable for installation where isn't required a particular mechanical resistance

Costruzione / *Construction:*

Tubo flessibile in PVC leggero monoestruso (grigio, azzurro e nero)

Flexible conduit of light monoextruded PVC (grey, blue and black)

Caratteristiche / *Characteristics:*

Buona resistenza agli olii, all'invecchiamento e agli acidi generalmente usati nelle industrie

Good resistance to any kind of oil, aging phenomenon and chemicals used in factories

Autoestinguenza / *Self-extinguishing:*

Non propagante la fiamma secondo le norme CEI EN 61386

Self-extinguishing according to norms CEI EN 61386

NORME / NORMS: CEI EN 61386 Certificate equivalent standard: Meets with the requirements of BS EN 61386 -2 -3 and BS 731 Part 1

Resistenza alla compressione / ***Resistance to compression***	**Classificato in accordo alle CEI EN 61386** *Classified according to CEI EN 61386*	MOLTO LEGGERO/VERY LIGHT - **125N** → **1**
Resistenza all'urto / ***Resistance to crash***		MOLTO LEGGERO/VERY LIGHT - **0,5J** → **1**
Temperatura min. di utilizzo e di installazione / ***Lowest use temperature for settings***		**-15°** → **3**
Temperatura max di utilizzo e di installazione / ***Highest use temperature for settings***		**+70°** → **1**

Codice *Code*					Tubo flessibile *Flexible conduit*		Raggio di curvatura *Bending radius*	Lunghezza matassa *Reel length*	Peso *Weight* +/- 4%	Resistenza alla trazione *Resistance to traction*	Resistenza alla compressione *Resistance to compression*	Temp. di esercizio *Temperature range*		Protezione *IP Rating*
GFP	N ●	G ●	A ●	Ø	ø int. mm	ø est. mm	mm	mt	gr/mt	CEI EN 61386	CEI EN 61386			
GFP	N	G	A	210	10,0	14,0	25	50	118	>500 N	>125 N	-15°C	+70°C	IP67
GFP				212	12,0	16,0	30	50	120	>500 N	>125 N			
GFP				216	15,0	20,0	40	50	192	>500 N	>125 N			
GFP				221	20,0	26,0	50	50	292	>500 N	>125 N			
GFP				227	27,0	34,0	70	25	508	>500 N	>125 N			
GFP				235	36,0	43,0	110	25	740	>500 N	>125 N			
GFP				240	40,0	48,0	130	25	956	>500 N	>125 N			
GFP				250	51,0	62,0	160	25	1096	>500 N	>125 N			

Si usano raccordi serie AM con anello standard AB o anello speciale AG (vedi pagina 74)
For use with standard fittings AM with standard ring AB or special ring AG (see page 74)

Guaina tipo GFP-P

Conduit type GFP-P

made in Italy CE RoHS

D.A.T. N° 000427 File: ELE308410CS GOST-R N°1231385

Settori di Impiego / *Areas of application*

Applicazione / *Application:*

Consigliato nell'industria alimentare perché completamente liscio, esternamente non favorisce depositi e incrostazioni e internamente favorisce lo scorrimento dei cavi. Adatto per impianti ove sia richiesta una buona resistenza meccanica alla trazione

Suited for food industries infact, as it is externally made of smooth PVC, it prevents the formation of deposits and incrustations, and internally permits sliding of cables. Suitable for installations where is required a good mechanical resistance to traction

Costruzione / *Construction:*

Tubo flessibile in PVC pesante grigio realizzato con doppia estrusione con una calza di rinforzo in Nylon tra i due strati di PVC

Flexible conduit of heavy PVC made through a double extrusion and a reinforced nylon sock between two PVC coats

Caratteristiche / *Characteristics:*

Buona resistenza agli olii, all'invecchiamento e agli acidi generalmente usati nelle industrie

Good resistance to aging, to a wide range of oils and to a lot of acids used in industries

Autoestinguenza / *Self-extinguishing:*

Non propagante la fiamma secondo le norme CEI EN 61386

Self-extinguishing according to norms CEI EN 61386

NORME / NORMS: CEI EN 61386 Certificate equivalent standard: Meets with the requirements of BS EN 61386 -2 -3 and BS 731 Part 1

	Classificato in accordo alle CEI EN 61386 *Classified according to CEI EN 61386*	
Resistenza alla compressione / ***Resistance to compression***		LEGGERO/LIGHT - **320N**
Resistenza all'urto / ***Resistance to crash***		LEGGERO/LIGHT - **1J**
Temperatura min. di utilizzo e di installazione / ***Lowest use temperature for settings***		**-15°**
Temperatura max di utilizzo e di installazione / ***Highest use temperature for settings***		**+70°**

Codice *Code*	Tubo flessibile *Flexible conduit* ø int.	ø est.	Raggio di curvatura *Bending radius*	Lunghezza matassa *Reel length*	Peso *Weight* +/- 4%	Resistenza alla trazione *Resistance to traction*	Resistenza alla compressione *Resistance to compression*	Temp. di esercizio *Temperature range*		Protezione *IP Rating*
	mm	mm	mm	mt	gr/mt	CEI EN 61386	CEI EN 61386			
GFP-P 210	10,0	15,5	50	50	160	>750 N	>320 N	-15°C	+70°C	IP67
GFP-P 212	12,0	18,0	50	50	204	>750 N	>320 N			
GFP-P 216	15,5	21,5	70	50	248	>750 N	>320 N			
GFP-P 221	20,5	27,0	90	50	300	>750 N	>320 N			
GFP-P 227	26,5	33,0	140	25	390	>750 N	>320 N			

Si usano raccordi serie AM con anello standard AB (vedi pagina 74) / *For use with standard fittings AM with standard ring AB (see page 74)*

Prodotto in esaurimento/*Product avaiable for clearance sale*

Guaina tipo GFP-PXS

Conduit type GFP-PXS

RoHS CE made in Italy

monta anello standard AB
it fits standard ring AB

Settori di Impiego / *Areas of application*

GOST-R N°1231385 — File: ELE308410CS — D.A.T. N° 000427

Applicazione / *Application:*

Consigliato nell'industria alimentare perchè completamente liscio, esternamente non favorisce depositi e incrostazioni e internamente favorisce lo scorrimento dei cavi adatto per impianti ove sia richiesta un'ottima resistenza meccanica alla trazione, allo schiacciamento e all'abrasione

Advised for food industries infact, as it is externally made of smooth PVC, it prevents the formation of deposits and incrustations, and internally permits sliding of cables. Suitable for installations where is required an excellent mechanical resistance to traction, to compression and to abrasion

Costruzione / *Construction:*

Tubo flessibile in PVC pesante grigio realizzato con spirale di PVC rigido all'interno

Flexible conduit of heavy grey PVC made throught an extrusion with a rigid internal PVC spire

Caratteristiche / *Characteristics:*

Buona resistenza agli olii, all'invecchiamento e agli acidi generalmente usati nelle industrie

Good resistance to aging, to a wide range of oils and to a lot of acids used in industries

Autoestinguenza / *Self-extinguishing:*

Non propagante la fiamma secondo le norme CEI EN 61386

Self-extinguishing according to norms CEI EN 61386

NORME / NORMS: CEI EN 61386 Certificate equivalent standard: Meets with the requirements of BS EN 61386 -2 -3 and BS 731 Part 1

Resistenza alla compressione / ***Resistance to compression***	**Classificato in accordo alle CEI EN 61386** *Classified according to CEI EN 61386*	LEGGERO/LIGHT - **750N**	**3**
Resistenza all'urto / ***Resistance to crash***		LEGGERO/LIGHT - **2J**	**3**
Temperatura min. di utilizzo e di installazione / ***Lowest use temperature for settings***		**-15°**	**3**
Temperatura max di utilizzo e di installazione / ***Highest use temperature for settings***		**+70°**	**1**

Codice *Code*	Tubo flessibile *Flexible conduit* ø int.	ø est.	Raggio di curvatura *Bending radius*	Lunghezza matassa *Reel length*	Peso *Weight* +/- 4%	Resistenza alla trazione *Resistance to traction*	Resistenza alla compressione *Resistance to compression*	Temp. di esercizio *Temperature range*		Protezione *IP Rating*
	mm	mm	mm	mt	gr/mt	CEI EN 61386	CEI EN 61386			
GFP-PXS 210	10,0	14,2	50	30	110	>1000 N	>750 N	-15°C	+70°C	IP67
GFP-PXS 212	12,6	17,8	50	30	135	>1000 N	>750 N			
GFP-PXS 216	16,0	21,1	70	30	180	>1000 N	>750 N			
GFP-PXS 221	21,0	26,4	90	30	230	>1000 N	>750 N			
GFP-PXS 227	26,5	33,1	140	30	320	>1000 N	>750 N			
GFP-PXS 235	35,4	41,8	190	30	440	>1000 N	>750 N			
GFP-PXS 240	40,0	47,9	240	30	596	>1000 N	>750 N			
GFP-PXS 250	51,3	59,7	270	30	840	>1000 N	>750 N			

Si usano raccordi serie AM con anello standard AB (vedi pagina 74)
For use with AM fittings with standard AB (see page 74)

Per guaine richieste con certificazione CSA UL, è richiesto un quantitativo minimo di 210 mt per misura e la consegna avverrà in 40 giorni lavorativi
For conduit required with CSA UL approval, it is requested a minimum quantities of 210 mt for measure and delivery will be in 40 working days.

Raccordi in PVC per tubi GFP

PVC fittings for conduits type GFP

made in Italy CE RoHS

disegno dimensionale / *reference detail*

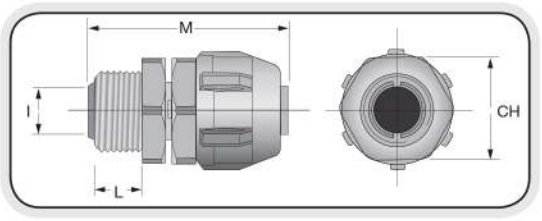

IP67

Settori di Impiego / *Areas of application*

Applicazione / *Application:*

Raccordo universale per guaine in PVC liscio, utilizzabile con filetto fisso e girevole, laddove sia richiesta la connesione ad una guiana in PVC liscio

Universal fitting for smooth PVC flexible conduits, with swivel or fixed thread. Used where is required to connect with a PVC smooth conduit

Costruzione / *Construction:*

Raccordi in PVC universali per i nostri tubi serie GFP, GFPP. Sono classificati secondo le norme CEI EN 61386 non propaganti la fiamma con grado di protezione IP67. Il bloccaggio del raccordo sul tubo avviene col serraggio del dado che avvitandolo deforma i settori elastici interni sul tubo stesso, garantendo un'ottima tenuta meccanica. La caratteristica di questo raccordo è di poter essere utilizzato sia in condizione di filetto fisso che girevole a seconda delle necessità. Può essere fornito con filetti: GAS ISO 228 - PG DIN 40430 - METRICO ISO R68

Pvc universal fittings for our conduits series GFP and GFPP. It is classified according to norms CEI EN 61386 "self extinguishing with IP67 rating". Locking of fitting on conduit it is realized throught tightening of locknut which screwing on conduit, deforms it assuring an excellent mechanical tight. This fitting can be used both in fixed thread condition and in swivel thread one according to necessity. Can be supplied with threads: GAS ISO228 - PG DIN 40430 - METRIC ISO R68

Raccordo in PVC maschio dritto fisso e girevole IP67 / *PVC straight fixed and swivel male fitting IP67*

Codice *Code*	**Filetto** ***Thread*** GAS UNI 228	**Codice** *Code*	**Filetto** ***Thread*** PG DIN40430	**Codice** *Code*	**Filetto** ***Thread*** METRICO ISO R68	**Tubo** *Conduit* **ø int.**	**L**	**ø I**	**M**	**Esagono** *Hexagon*	**Confezione** *Package*
						mm	mm	mm	mm	CH	N° pz.
81032	3/8"	81001	7	81041	M12*1,5	10,0	11,0	8,0	46,5	22	50
81033	1/2"	81002	9	-	-	10,0	11,0	8,0	46,5	22	50
-	-	81003	11	-	-	10,0	11,0	8,0	46,5	22	50
-	-	81004	13,5	-	-	10,0	11,0	8,0	46,5	22	50
81034	3/8"	81005	9	81042	M16*1,5	12,0	11,0	10,0	46,5	24	50
81035	1/2"	81006	11	-	-	12,0	13,0	10,0	46,5	24	50
-	-	81007	13,5	-	-	12,0	13,0	10,0	46,5	24	50
81036	1/2"	81008	13,5	81043	M20*1,5	16,0	13,5	13,0	54,5	29	50
-	-	81009	16	-	-	16,0	13,5	13,0	57,0	29	50
-	-	81010	16	81044	M25*1,5	21,0	13,5	18,0	57,0	33	50
81037	3/4"	81011	21	-	-	21,0	13,5	18,0	56,0	36	50
81038	1"	81012	29	81045*	M32*1,5	27,0	16,0	25,0	67,0	43	25
81039	1"1/4	81013	36	81046*	M40*1,5	35,0	17,0	33,0	72,5	52	20
81040	1"1/2	81014	36	81047	M50*1,5	40,0	19,0	38,0	77,0	58	15
81051	2"	81015	48	81048	M63*1,5	51,0	19,0	48,0	79,5	70	10

Disponibili solo nella versione fissa / *Available only in fixed version

Guaina tipo DMC

Conduit type DMC

RoHS CE made in Italy

monta anello standard AB
it fits standard ring AB

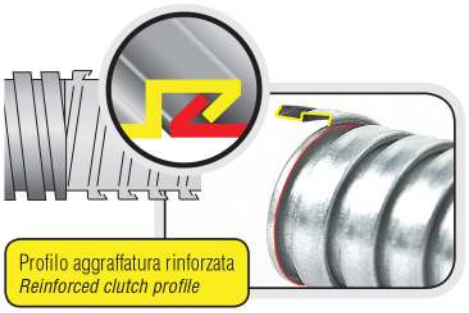

Settori di Impiego / *Areas of application*

infrastrutture / *infrastructure* · bordo macchina / *installed on machines* · energia / *energy* · chimico farmaceutico / *chemical and pharmaceutical* · terziario e servizi / *service industries* · marino / *maritime industry* · industriale / *industrial*

GOST-R N°1231385 · File: ELE308410CS · D.A.T. N° CA02.01256

Applicazione / *Application:*

Molto indicato ove sia richiesta una forte resistenza meccanica e un'ottima resistenza alla trazione, alla torsione e alla compressione

Very suited where is necessary a strong mechanical resistance to traction, torsion and compression

Costruzione / *Construction:*

Tubo pieghevole in Acciaio zincato a caldo ad aggraffatura rinforzata e ricoperto in PVC grigio di grosso spessore liscio e ben ancorato all'anima metallica
"Certificato e sottoposto al periodico controllo del marchio di qualità IMQ"

Pliable hot deep galvanized steel conduit, reinforced clutch, recovered of smooth grey PVC heavy bore coating and well anchored to the metal conduit
"Certified and periodically inspected by the IMQ (Italian Mark of Quality)"

Caratteristiche / *Characteristics:*

Buona resistenza agli olii, all'invecchiamento e agli acidi generalmente usati nelle industrie

Good resistance to aging, to a wide range of oils and to a lot of acids used in industries

Autoestinguenza / *Self-extinguishing:*

Non propagante la fiamma secondo le norme CEI EN 61386

Self-extinguishing according to norms CEI EN 61386

NORME / NORMS: CEI EN 61386 Certificate equivalent standard: Meets with the requirements of BS EN 61386 -2 -3 and BS 731 Part 1

Resistenza alla compressione / ***Resistance to compression***	**Classificato in accordo alle CEI EN 61386** *Classified according to CEI EN 61386*	PESANTE/HEAVY - **1250N**	**4**
Resistenza all'urto / ***Resistance to crash***		PESANTE/HEAVY - **6J**	**4**
Temperatura min. di utilizzo e di installazione / ***Lowest use temperature for settings***		**-15°**	**3**
Temperatura max di utilizzo e di installazione / ***Highest use temperature for settings***		**+70°**	**1**

Codice *Code*	Tubo flessibile *Flexible conduit* ø int.	ø est.	Raggio di curvatura *Inside bend radius*	Lunghezza matassa *Reel length*	Peso *Weight* +/- 4%	Resistenza alla trazione *Resistance to traction*	Resistenza alla compressione *Resistance to compression*	Temp. di esercizio *Temperature range*		Protezione *IP Rating*
	mm	mm	mm	mt	gr/mt	CEI EN 61386	CEI EN 61386			
DMC 210	10,0	15,5	50	30	251	>1000 N	>1250 N	-15°C	+70°C	IP67
DMC 212	12,0	18,0	60	30	295	>1000 N	>1250 N			
DMC 216	15,5	21,5	70	30	355	>1000 N	>1250 N			
DMC 221	20,5	27,0	90	30	494	>1000 N	>1250 N			
DMC 227	26,5	33,0	120	30	653	>1000 N	>1250 N			
DMC 235	34,5	43,0	150	30	938	>1000 N	>1250 N			
DMC 240	39,5	48,0	200	25	1018	>1000 N	>1250 N			
DMC 250	50,5	60,0	250	25	1444	>1000 N	>1250 N			
DMC 263*	63,0	73,0	280	10	2660	>1000 N	>1250 N			
DMC 277*	77,0	88,0	400	10	3100	>1000 N	>1250 N			
DMC 102*	102,0	115,0	480	10	3640	>1000 N	>1250 N			

Si usano raccordi serie AM con anello standard AB (vedi pagina 74) / ***For use with standard fittings AM with standard ring AB (see page 74)***

Consegna in 20 giorni lavorativi** / ***Delivery in 20 working days

Guaina tipo DMCX

Conduit type DMCX

made in Italy CE RoHS

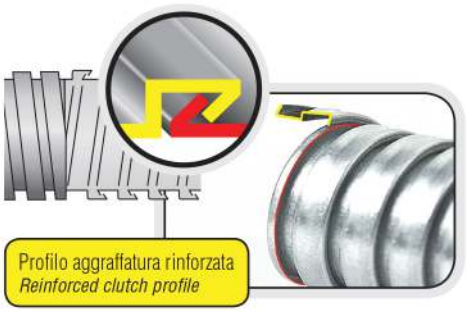

monta anello standard AB
it fits standard ring AB

File: ELE308410CS D.A.T. N° CA02.01256 GOST-R N°1231385

Settori di Impiego / *Areas of application*

infrastrutture / *infrastructure* · bordo macchina / *machines board* · energia / *energy* · chimico farmaceutico / *chemical and pharmaceutical* · terziario e servizi / *service industries* · alimentari / *food industry* · marino / *maritime industry* · industriale / *industrial*

Applicazione / *Application:*

Molto indicato ove sia richiesta una forte resistenza meccanica e un'ottima resistenza alla trazione, alla torsione, alla compressione e alla corrosione

Very suited where is necessary a strong mechanical resistance and an excellent resistance to traction, torsion, compression and corrosion

Costruzione / *Construction:*

Tubo pieghevole in AISI 304 ad aggraffatura rinforzata e ricoperto in PVC grigio di grosso spessore liscio e ben ancorato all'anima metallica
"Certificato e sottoposto al periodico controllo del marchio di qualità IMQ"

Pliable stainless steel AISI 304 conduit, reinforced clutch, recovered in smooth grey PVC heavy bore coating well anchored to the metal conduit.
"Certified and periodically inspected by the IMQ (Italian Mark of Quality)"

Caratteristiche / *Characteristics:*

Buona resistenza agli olii, all'invecchiamento, alla salsedine marina e agli acidi generalmente usati nelle industrie

Good resistance to aging, sea salt, to a wide range of oils and to a lot of acids used in industries

Autoestinguenza / *Self-extinguishing:*

Non propagante la fiamma secondo le norme CEI EN 61386

Self-extinguishing according to norms CEI EN 61386

NORME / NORMS: CEI EN 61386 Certificate equivalent standard: Meets with the requirements of BS EN 61386 -2 -3 and BS 731 Part 1

Resistenza alla compressione / ***Resistance to compression***	**Classificato in accordo alle CEI EN 61386** *Classified according to CEI EN 61386*	PESANTE/HEAVY - **1250N**	**4**
Resistenza all'urto / ***Resistance to crash***		PESANTE/HEAVY - **6J**	**4**
Temperatura min. di utilizzo e di installazione / ***Lowest use temperature for settings***		**-15°**	**3**
Temperatura max di utilizzo e di installazione / ***Highest use temperature for settings***		**+70°**	**1**

Codice *Code*	Tubo flessibile *Flexible conduit* ø int.	ø est.	Raggio di curvatura *Inside bend radius*	Lunghezza matassa *Reel length*	Peso *Weight* +/- 4%	Resistenza alla trazione *Resistance to traction*	Resistenza alla compressione *Resistance to compression*	Temp. di esercizio *Temperature range*		Protezione *IP Rating*
	mm	mm	mm	mt	gr/mt	CEI EN 61386	CEI EN 61386			
DMCX 210	10,0	15,5	50	30	251	>1000 N	>1250 N	-15°C	+70°C	IP67
DMCX 212	12,0	18,0	60	30	295	>1000 N	>1250 N			
DMCX 216	15,5	21,5	70	30	355	>1000 N	>1250 N			
DMCX 221	20,5	27,0	90	30	494	>1000 N	>1250 N			
DMCX 227	26,5	33,0	120	30	653	>1000 N	>1250 N			
DMCX 235	34,5	43,0	150	30	938	>1000 N	>1250 N			
DMCX 240	39,5	48,0	200	25	1018	>1000 N	>1250 N			
DMCX 250	50,5	60,0	250	25	1444	>1000 N	>1250 N			

Si usano raccordi serie AM con anello standard AB (vedi pagina 74) / *For use with standard fittings AM with standard ring AB (see page 74)*
Consegna in 20 giorni lavorativi con quantitativo minimo/ *Delivery in 20 working days with minimum quantities*

Guaina tipo DMC-ABT

Conduit type DMC-ABT

RoHS CE made in Italy

monta anello standard AB
it fits standard ring AB

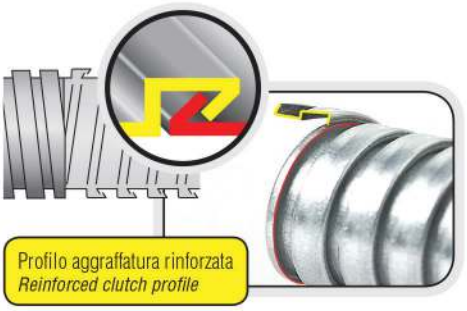

Settori di Impiego / *Areas of application*

GOST-R N°1231385 File: ELE308410CS D.A.T. N° CA02.01256

Applicazione / *Application:*

Molto indicato ove sia richiesta una forte resistenza meccanica e un'ottima resistenza alla trazione, alla torsione e alla compressione e consigliato ove vi siano situazioni ambientali con estreme temperature e forti sbalzi termici

Very suited where is necessary a strong mechanical resistance and an excellent resistance to traction, torsion, compression and particularly advised for high and low temperatures and in presence of high temperature's change

Costruzione / *Construction:*

Tubo pieghevole in Acciaio zincato a caldo ad aggraffatura rinforzata e ricoperto in PVC grigio di grosso spessore liscio e ben ancorato all'anima metallica Resistente alle alte e basse temperature con un range di esercizio da -40°C a +105°C, per brevi periodi fino a +120°C

Pliable hot deep galvanized steel conduit, reinforced clutch, recovered of smooth PVC heavy bore coating well anchored to metal conduit. It is resistant to high and low temperatures, with an exercise range -40°C to +105°C, and 120°C for short periods

Caratteristiche / *Characteristics:*

Elevata resistenza agli olii, all'invecchiamento e agli acidi generalmente usati nelle industrie

High resistance to aging, to a wide range of oils and to a lot of acids used in industries

Autoestinguenza / *Self-extinguishing:*

Non propagante la fiamma secondo le norme CEI EN 61386

Self-extinguishing according to norms CEI EN 61386

NORME / NORMS: CEI EN 61386 Certificate equivalent standard: Meets with the requirements of BS EN 61386 -2 -3 and BS 731 Part 1

Resistenza alla compressione / ***Resistance to compression***	**Classificato in accordo alle CEI EN 61386** *Classified according to CEI EN 61386*	PESANTE/HEAVY - **1250N**	**4**
Resistenza all'urto / ***Resistance to crash***		PESANTE/HEAVY - **6J**	**4**
Temperatura min. di utilizzo e di installazione / ***Lowest use temperature for settings***		**-40°**	**4**
Temperatura max di utilizzo e di installazione / ***Highest use temperature for settings***		**+105°**	**3**

Codice *Code*	Tubo flessibile *Flexible conduit* ø int.	ø est.	Raggio di curvatura *Inside bend radius*	Lunghezza matassa *Reel length*	Peso *Weight* +/- 4%	Resistenza alla trazione *Resistance to traction*	Resistenza alla compressione *Resistance to compression*	Temp. di esercizio *Temperature range*		Protezione *IP Rating*
	mm	mm	mm	mt	gr/mt	CEI EN 61386	CEI EN 61386			
DMC 210 ABT	10,0	15,5	50	30	230	>1000 N	>1250 N	-40°C	+105°C	IP67
DMC 212 ABT	12,0	18,0	60	30	310	>1000 N	>1250 N			
DMC 216 ABT	15,5	21,5	70	30	361	>1000 N	>1250 N			
DMC 221 ABT	20,5	27,0	90	30	498	>1000 N	>1250 N			
DMC 227 ABT	26,5	33,0	120	30	610	>1000 N	>1250 N			
DMC 235 ABT	34,5	43,0	150	30	968	>1000 N	>1250 N			
DMC 240 ABT	39,5	48,0	200	25	1048	>1000 N	>1250 N			
DMC 250 ABT	50,5	60,0	250	25	1462	>1000 N	>1250 N			

Si usano raccordi serie AM con anello standard AB (vedi pagina 74) / *For use with standard fittings AM with standard ring AB (see page 74)*

Guaina tipo DMC-ABTX

Conduit type DMC-ABTX

made in Italy CE RoHS

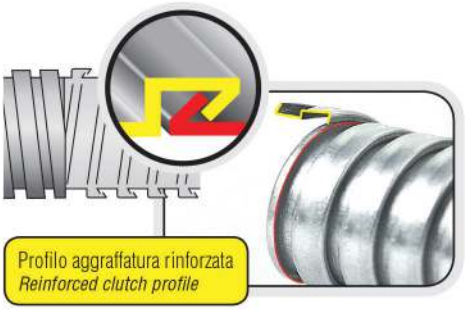

monta anello standard AB
it fits standard ring AB

File: ELE308410CS D.A.T. N° CA02.01256 GOST-R N°1231385

Settori di Impiego / *Areas of application*

infrastrutture / *infrastructure* · bordo macchina / *installed on machines* · energia / *energy* · chimico farmaceutico / *chemical and pharmaceutical* · terziario e servizi / *service industries* · alimentari / *food industry* · marino / *maritime industry* · industriale / *industrial*

Applicazione / *Application:*

Molto indicato ove sia richiesta una forte resistenza meccanica e un'ottima resistenza alla trazione, alla torsione e alla compressione e consigliato ove vi siano situazioni ambientali con estreme temperature e forti sbalzi termici

Very suited where is necessary a strong mechanical resistance and an excellent resistance to traction, torsion, compression and particularly advised for high and low temperatures and in presence of high temperature's change

Costruzione / *Construction:*

Tubo pieghevole in Acciaio zincato a caldo ad aggraffatura rinforzata e ricoperto in ELASTOMERO TERMOPLASTICO (FORPRENE) nero liscio resistente alle alte e basse temperature con un range di esercizio da -55°C a +145°C

Pliable hot deep galvanized steel conduit, reinforced clutch,recovered of smooth black THERMOPLASTC ELASTOMER (FORPRENE) heavy bore and well anchored to the metal conduit. It resists to high and low temperature, with a exercise range -55°C to +145 °C.

Caratteristiche / *Characteristics:*

Elevata resistenza agli olii, all'invecchiamento e agli acidi generalmente usati nelle industrie

High resistance to aging, to a wide range of oils and to a lot of acids used in industries

Autoestinguenza / *Self-extinguishing:*

Non propagante la fiamma secondo le norme CEI EN 61386

Self-extinguishing according to norms CEI EN 61386

NORME / NORMS: CEI EN 61386 Certificate equivalent standard: Meets with the requirements of BS EN 61386 -2 -3 and BS 731 Part 1

Resistenza alla compressione / ***Resistance to compression***	**Classificato in accordo alle CEI EN 61386** *Classified according to CEI EN 61386*	PESANTE/HEAVY - **1250N**	**4**
Resistenza all'urto / ***Resistance to crash***		PESANTE/HEAVY - **6J**	**4**
Temperatura min. di utilizzo e di installazione / ***Lowest use temperature for settings***		**-55°**	**5**
Temperatura max di utilizzo e di installazione / ***Highest use temperature for settings***		**+145°**	**4**

Codice *Code*	Tubo flessibile *Flexible conduit* ø int.	ø est.	Raggio di curvatura *Inside bend radius*	Lunghezza matassa *Reel length*	Peso *Weight* +/- 4%	Resistenza alla trazione *Resistance to traction*	Resistenza alla compressione *Resistance to compression*	Temp. di esercizio *Temperature range*		Protezione *IP Rating*
	mm	mm	mm	mt	gr/mt	CEI EN 61386	CEI EN 61386			
DMC 210 ABTX	10,0	15,5	50	30	251	>1000 N	>1250 N	-55°C	+145°C	IP67
DMC 212 ABTX	12,0	18,0	60	30	295	>1000 N	>1250 N			
DMC 216 ABTX	15,5	21,5	70	30	355	>1000 N	>1250 N			
DMC 221 ABTX	20,5	27,0	90	30	494	>1000 N	>1250 N			
DMC 227 ABTX	26,5	33,0	120	30	653	>1000 N	>1250 N			
DMC 235 ABTX	34,5	43,0	150	30	939	>1000 N	>1250 N			
DMC 240 ABTX	39,5	48,0	200	25	1018	>1000 N	>1250 N			
DMC 250 ABTX	50,5	60,0	250	25	1444	>1000 N	>1250 N			

Si usano raccordi serie AM con anello standard AB (vedi pagina 74) / *For use with standard fittings AM with standard ring AB (see page 74)*
Consegna in 20 giorni lavorativi con quantitativo minimo / *Delivery in 20 working days with minimum quantities*

Guaina tipo DMC HJT-L

Conduit type DMC HJT-L

RoHS CE made in Italy



monta anello standard AB
o anello speciale in ottone OT
it fits standard ring AB
or special brass ring OT

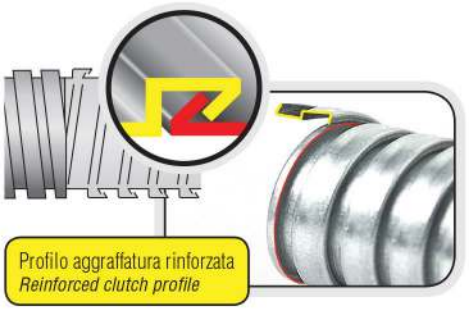

Settori di Impiego / *Areas of application*

GOST-R N°1231385 File: ELE014478CS D.A.T. N° CA02.01256

Applicazione / *Application:*

La guaina DMC HJT-L è stata progettata per offrire insieme alla protezione meccanica alla trazione, compressione e urto anche la protezione termica in ambienti particolarmente aggressivi in presenza di fiamme, schizzi di metallo o vetro fuso, vapore acqueo. Il rivestimento in lana di vetro isolante può infatti resistere a temperature di esercizio da -60°C a + 260°C con punte di 800°C per 20 minuti

Conduit type DMC HJT-L is developed to offer togheter with high mechanical protection to traction, compression and crash, also thermic protection in particular aggressive enviroment in presence of flames, splashes of metal or of melted glass, steam water. The external recovering is made up by a mineral fiberglass, with a silicon elastomer, that can resist to exercise temperatures range -60°C + 260°C (800°C highest point for 20 minutes)

Costruzione / *Construction:*

Guiana flessibile in acciaio zincato a caldo ad aggraffatura rinforzata, ricoperta prima in PVC grigio ABT -40°C +105°C, liscio di grosso spessore e ben ancorato all'anima metallica e poi con guaina in elastomero siliconico in fibra di vetro

Flexible hot deep galvanized steel conduit , reinforced clutch, before recovered of smooth ABT PVC -40°C +105°C heavy bore coating and well anchored to the metal conduit and after of silicon elastomer with fiberglass

Caratteristiche / *Characteristics:*

Eccellente flessibilità alle basse temperature, buona resistenza agli agenti atmosferici: (raggi UV, ozono) buona compatibilità con la maggior parte delle vernici isolanti in classe "H"

Excellent flexibility to low temperatures, good resistance to atmospheric agents: (UV rays, ozone) good compatibility with most of insulating paints of "H" class

Autoestinguenza / *Self-extinguishing:*

Non propagante la fiamma secondo le norme CEI EN 61386

Self-extinguishing according to norms CEI EN 61386

NORME / NORMS: US aeronautic standars SAE AS 1055 - AS 1072 - NF F 16-101 - P 92-507- Classification F0 e M2 per NF F 16-101 e P 92-507 NF EN 60695-2-1/0 e 1

	Classificato in accordo alle CEI EN 61386 *Classified according to CEI EN 61386*	
Resistenza alla compressione / ***Resistance to compression***		PESANTE/HEAVY - **1250N**
Resistenza all'urto / ***Resistance to crash***		PESANTE/HEAVY - **6J**
Temperatura min. di utilizzo e di installazione / ***Lowest use temperature for settings***		**-60°**
Temperatura max di utilizzo e di installazione / ***Highest use temperature for settings***		**+260°**

Codice *Code*	Diametro interno nominale *Internal nominal diameter*	Spessore parete HJT L *HJT L Thickness*	Lunghezza massima spezzone *Maximum length*	Temp. di esercizio *Temperature range*		Protezione *IP Rating*
	mm	mm	mt			
DMC-HJT L 210	10,0	1,0	10	-60°C	+260°C	IP67
DMC-HJT L 212	12,0	1,0	10			
DMC-HJT L 216	15,5	1,0	10			
DMC-HJT L 221	20,5	1,2	10			
DMC-HJT L 227	26,5	1,5	5			
DMC-HJT L 235	34,5	2,0	5			
DMC-HJT L 240	39,5	2,5	5			
DMC-HJT L 250	50,5	3,0	5			

Si usano raccordi serie DMC HJT-L a pagina 73 / ***For use with fittings DMC HJT-L at page 73***

Consegna in 20 giorni lavorativi / ***Delivery in 20 working days***

Guaina tipo GARIX

Conduit type GARIX

made in Italy CE RoHS

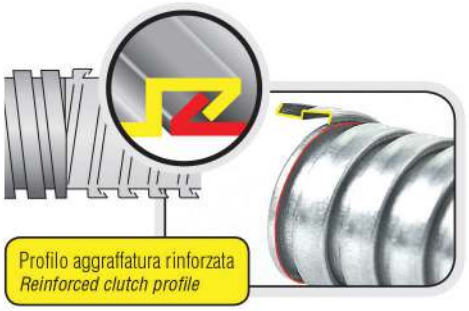

Settori di Impiego / *Areas of application*

Applicazione / *Application:*

Molto indicato ove sia richiesta un'elevata flessibilità unitamente ad una buona resistenza meccanica alla trazione, alla torsione, alla compressione e alla corrosione e non sia richiesto l'isolamento

Very suited where is necessary an high flexibility together with a good mechanical resistance to traction, torsion, compression, corrosion and where no liquid tight is requested

Costruzione / *Construction:*

Tubo flessibile in acciaio inox AISI 304 ad aggraffatura rinforzata

Flexible stainless steel conduit, AISI304, reinforced clutch

Caratteristiche / *Characteristics:*

Ottima resistenza alla corrosione

Excellent resistance to corrosion

Autoestinguenza / *Self-extinguishing:*

Non propagante la fiamma secondo le norme CEI EN 61386

Self-extinguishing according to norms CEI EN 61386

NORME / NORMS: CEI EN 61386 Certificate equivalent standard: Meets with the requirements of BS EN 61386 -2 -3 and BS 731 Part 1

Resistenza alla compressione / ***Resistance to compression***	**Classificato in accordo alle CEI EN 61386** *Classified according to CEI EN 61386*	PESANTE/HEAVY - **1250N**	**4**
Resistenza all'urto / ***Resistance to crash***		PESANTE/HEAVY - **6J**	**4**
Temperatura min. di utilizzo e di installazione / ***Lowest use temperature for settings***		**-45°**	**5**
Temperatura max di utilizzo e di installazione / ***Highest use temperature for settings***		**+250°**	**6**

Codice *Code*	Tubo flessibile *Flexible conduit* ø int.	ø est.	Raggio di curvatura *Inside bend radius*	Lunghezza matassa *Reel length*	Peso *Weight* +/- 4%	Resistenza alla trazione *Resistance to traction*	Resistenza alla compressione *Resistance to compression*	Temp. di esercizio *Temperature range*		Protezione *IP Rating*
	mm	mm	mm	mt	gr/mt	CEI EN 61386	CEI EN 61386			
GARIX 210	10,0	13,0	35	30	147	>1000 N	>1250 N	-45°C	+250°C	IP50
GARIX 212	12,0	15,0	45	30	165	>1000 N	>1250 N			
GARIX 216	15,5	18,5	50	30	205	>1000 N	>1250 N			
GARIX 221	20,5	23,5	55	30	272	>1000 N	>1250 N			
GARIX 227	26,5	29,5	80	30	324	>1000 N	>1250 N			
GARIX 235	34,5	38,1	110	30	409	>1000 N	>1250 N			
GARIX 240	39,5	43,1	145	25	440	>1000 N	>1250 N			
GARIX 250	50,5	54,1	180	25	574	>1000 N	>1250 N			

Si usano raccordi serie AM con anello speciale AX (vedi pagina 74) / *For use with standard fittings AM with special ring AX (see page 74)*
Consegna in 20 giorni lavorativi con quantitativo minimo / *Delivery in 20 working days with minimum quantities*

Copriguaina tipo HJT

Conduit cover type HJT

made in Italy CE RoHS

IMQ DAT n.
CA1.00179 CA1.00178 CA1.00177

Settori di Impiego / *Areas of application*

Applicazione / *Application:*

La guaina HJT è stata concepita per proteggere e isolare termicamente tubi flessibili per la protezione dei cavi elettrici, anche in ambienti particolarmente aggressivi in presenza di fiamma, schizzi di metallo o vetro fuso, vapore acqueo, può resistere a temperature di esercizio da - 60°C a + 260°C e fino a +800°C per 20 minuti

Conduit type HJT has been created to protect and isolate from heat flexible conduit for protection of electric cables, also in extreme situation: flames, splashes of metal, melted glass, steam water. It can resist to temperatures from -60°C to +260°C and up to +800°C for 20 minutes

Costruzione / *Construction:*

Elastomero siliconico in fibra di vetro

Silicon elastometer with fiberglass

Caratteristiche / *Characteristics:*

Eccellente flessibilità alle basse temperature, buona resistenza agli agenti atmosferici: (raggi UV, ozono) buona compatibilità con la maggior parte delle vernici isolanti in classe "H"

Excellent flexibility to low temperatures, good resistance to atmospheric agents: (UV rays, ozone) good compatibility with most of insulating paints of "H" class

Autoestinguenza / *Self-extinguishing:*

Non propagante la fiamma secondo le norme CEI EN 61386

Self-extinguishing according to norms CEI EN 61386

NORME / NORMS: US aeronautic standars SAE AS 1055 - AS 1072 - NF F 16-101 - P 92-507- Classification F0 e M2 per NF F 16-101 e P 92-507 NF EN 60695-2-1/0 e 1

Resistenza alla compressione / ***Resistance to compression***	**Classificato in accordo alle CEI EN 61386** *Classified according to CEI EN 61386*	MOLTO LEGGERO/VERY LIGHT - **125N**	**1**
Resistenza all'urto / ***Resistance to crash***		LEGGERO/LIGHT - **1J**	**2**
Temperatura min. di utilizzo e di installazione / ***Lowest use temperature for settings***		**-60°**	**5**
Temperatura max di utilizzo e di installazione / ***Highest use temperature for settings***		**+260°**	**6**

Codice *Code*	ø int. nom. *ø int. nom.* mm	Spess. parete *Thickness* mm	Lungh. matassa *Reel length* mt	Temp. di esercizio *Temperature range*		Protezione *IP Rating*	Codice *Code*	Ø int. nom. *Ø int. nom.* mm	Spess. parete *Thickness* mm	Lungh. matassa *Reel length* mt
HJT P 208	8,0	4,0	100	-60°C	+260°C	-	HJT L 210	10,0	2,0	100
HJT P 210	10,0	4,0	100				HJT L 212	12,0	2,0	100
HJT P 213	13,0	4,0	90				HJT L 214	14,0	2,0	50
HJT P 216	16,0	4,0	85				HJT L 216	16,0	2,0	50
HJT P 219	19,0	4,0	80				HJT L 218	18,0	2,0	50
HJT P 222	22,0	4,0	75				HJT L 220	20,0	2,0	50
HJT P 225	25,0	4,0	70				HJT L 222	22,0	2,0	30
HJT P 232	32,0	4,0	50				HJT L 224	24,0	2,0	30
HJT P 238	38,0	4,0	40				HJT L 225	25,0	2,0	30
HJT P 245	45,0	4,0	30				HJT L 226	26,0	2,0	30
HJT P 251	51,0	4,0	15				HJT L 228	28,0	2,0	30
HJT P 257	57,0	4,0	15				HJT L 230	30,0	2,0	30
HJT P 264	64,0	4,0	15				HJT L 232	32,0	2,0	30
HJT P 276	76,0	4,0	15				HJT L 235	35,0	2,0	30
HJT P 289	89,0	4,0	15				HJT L 240	40,0	2,0	30
HJT P 2102	102,0	4,0	15				HJT L 242	42,0	2,0	30
-	-	-	-				HJT L 245	45,0	2,0	30

Consegna in 20 giorni lavorativi / ***Delivery in 20 working days***

Guaina tipo DMT-LNX

Conduit type DMT-LNX

made in Italy CE RoHS

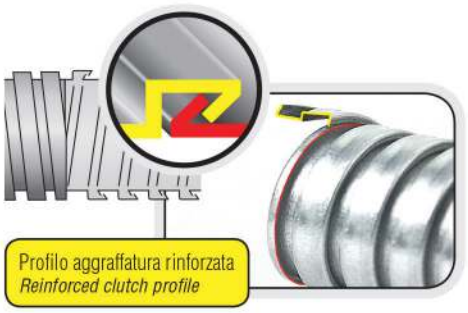

monta anello speciale in ottone OT per alte temperature
it fits special brass ring OT for high temperatures

Settori di Impiego / *Areas of application*

Applicazione / *Application:*

Molto indicato su impianti con temperature di esercizio +300°C, su impianti ove sia prevista la presenza di scintillii e scorie incandescenti (fonderie, laminatoi, saldatrici, stamperie, ecc). Ha una buona resistenza meccanica alla trazione, alla torsione, alla compressione

Very suited for installations with temperature higher than 300°C where is foreseen the presence of twinkling and incandescent slags (rolling mill,foundry, welders, printing works). It has a good mechanical resistance to traction, torsion and compression

Costruzione / *Construction:*

Tubo flessibile in acciaio inox AISI 304 ad aggraffatura rinforzata ricoperta prima con calza in fibra di vetro e poi con trecciatura in acciaio inox AISI 304

Flexible stainless steel conduit of AISI 304 with internal reinforced clutch before recovered of fiberglass and after overbraided with stainless steel wire AISI 304

Caratteristiche / *Characteristics:*

Buona resistenza agli olii all'invecchiamento e agli acidi generalmente usati nelle industrie

Excellent resistance to aging, to a wide range of oils and to a lot of acids used in industries

Autoestinguenza / *Self-extinguishing:*

Non propagante la fiamma secondo le norme CEI EN 61386

Self-extinguishing according to norms CEI EN 61386

NORME / NORMS: CEI EN 61386 Certificate equivalent standard: Meets with the requirements of BS EN 61386 -2 -3 and BS 731 Part 1

Resistenza alla compressione / ***Resistance to compression***	**Classificato in accordo alle CEI EN 61386** *Classified according to CEI EN 61386*	PESANTE/HEAVY - **1250N**	**4**
Resistenza all'urto / ***Resistance to crash***		PESANTE/HEAVY - **6J**	**4**
Temperatura min. di utilizzo e di installazione / ***Lowest use temperature for settings***		**-45°**	**5**
Temperatura max di utilizzo e di installazione / ***Highest use temperature for settings***		**+300°**	**6**

Codice *Code*	Tubo flessibile *Flexible conduit* ø int.	ø est.	Raggio di curvatura *Inside bend radius*	Lunghezza matassa *Reel length*	Peso *Weight* +/- 4%	Resistenza alla trazione *Resistance to traction*	Resistenza alla compressione *Resistance to compression*	Temp. di esercizio *Temperature range*		Protezione *IP Rating*
	mm	mm	mm	mt	gr/mt	CEI EN 61386	CEI EN 61386			
DMT-LNX 210	10,0	15,0	40	30	266	>1000 N	>1250 N	-45°C	+300°C	IP54
DMT-LNX 212	12,0	17,5	50	30	335	>1000 N	>1250 N			
DMT-LNX 216	15,5	21,0	55	30	424	>1000 N	>1250 N			
DMT-LNX 221	20,5	26,5	60	30	540	>1000 N	>1250 N			
DMT-LNX 227	26,5	32,5	85	30	746	>1000 N	>1250 N			
DMT-LNX 235	34,5	42,5	120	30	953	>1000 N	>1250 N			
DMT-LNX 240	39,5	47,5	160	25	1105	>1000 N	>1250 N			
DMT-LNX 250	50,5	59,0	200	25	1296	>1000 N	>1250 N			

Si usano raccordi serie AM con anello speciale in ottone OT (vedi pagina 74) / *For use with standard fittings AM with special brass ring OT (see page 74)*
Consegna in 20 giorni lavorativi con quantitativo minimo / *Delivery in 20 working days with minimum quantities*

Raccordi tipo AM MF

Fittings type AM MF

made in Italy CE RoHS

disegno dimensionale / *reference details*

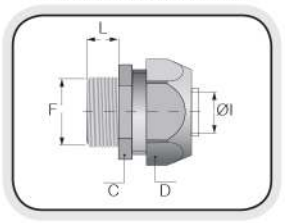

D.A.T. N° CA02.01254/5/6/7 — File: ELE308410CS — IP67 — GOST-R N°1231385

Settori di Impiego / *Areas of application*

Caratteristiche / *Characteristics:*

Raccordo con filetto fisso maschio, utilizzabile ovunque ci sia un foro filettato, avvitandolo direttamente, o un foro passante, con l'ausilio di un controdado dalla parte opposta (vedi accessori a pag. 122). Il raccordo è realizzato in ottone nichelato. Il grado di protezione tra il raccordo e la guaina è IP67, certificato secondo le norme CEI EN 61386, garantito dall'anello di tenuta che si stringe sul tubo quando si serra il dado. In questo modo il sistema garantisce una perfetta tenuta meccanica, alla trazione certificata >1000 N, alla torsione e alle vibrazioni. La continuità elettrica è garantita dalla virola interna che si avvita direttamente all'interno dell'anima metallica della guaina, ricoprendo interamente l'estremità del tubo flessibile a protezione del passaggio cavi

Brass straight male fitting with fixed thread which can be used wherever there is a threaded hole, by screwing it directly, or a passing hole, by means of a locknut on the opposite side (see accessories on page 122). It is made up of nichel-plated brass. IP67 rating between conduit and fittings, certified according CEI EN 61386, is assured by a sealing ring that tightens on the conduit when you tighten nut. In this way system assures a perfect mechanical resistance to traction certified >1000N, to torsion and to vibrations. Electrical continuity is assured by an internal ferrule screwing on the internal metal structure of the conduit covering the whole edge of the flexible conduit to protect cable passage

Controlli qualità / *Quality controls:*

Tutta la nostra raccorderia in ottone nichelato viene sottoposta alla prova di corrosione in nebbia salina neutra secondo le norme UNI ISO 9227 e alla prova di corrosione in atmosfera umida costante secondo le norme DIN 50017SK. Nessun segno di corrosione si è verificato dopo le prove.
"Certificato e sottoposto al periodico controllo del marchio di qualità IMQ"

All our nickel-plated brass fittings are checked through a corrosion test with salt fog according to norms UNI ISO 9227 and a corrosion test with humid atmosphere according to norms DIN 50017SK. These fittings do not show any sign of corrosion after the tests.
"Certified and periodically inspected by the IMQ (Italian Mark of Quality)"

Raccordo maschio dritto fisso in ottone / *Brass straight fixed male fitting*

Codice *Code*	Filetto *Thread* GAS ISO 228 F	Codice *Code*	Filetto *Thread* PG DIN 40430 F	Codice *Code*	Filetto *Thread* METRICO ISO R68 F	Codice *Code*	Filetto *Thread* GAS NPT F	Tubo *Conduit* ø int.	ø I	L		Esagono *Hexagon*		Confezione *Package*
										GAS - PG - ISO	NPT			
								mm	mm	mm		C	D	N° pz.
50001	1/4"	50021	7	50141	12*1,5	50101	1/4"	10,0	9,0	9,0	11,5	20	22	50
50002	3/8"	50022	9	50041	16*1,5	50102	3/8"	10,0	9,0	9,0	11,5	20	22	50
-	-	50023	11	-	-	-	-	10,0	9,0	9,0	-	20	22	50
-	-	50024	13,5	-	-	-	-	10,0	9,0	9,0	-	20	22	50
50003	3/8"	50025	11	50042	16*1,5	50103	3/8"	12,0	10,5	9,0	11,5	24	26	50
50004	1/2"	50026	13,5	50043	20*1,5	50104	1/2"	12,0	10,5	9,0	14,5	24	26	50
-	-	50027	16	-	-	-	-	12,0	10,5	9,0	-	24	26	50
-	-	50127	11	50543	16*1,5	-	-	15,5	14,0	9,0	-	27	29	50
50005	1/2"	50028	13,5	50044	20*1,5	50105	1/2"	15,5	14,0	9,0	14,5	27	29	50
-	-	50029	16	50544	25*1,5	-	-	15,5	14,0	9,0	-	27	29	50
-	-	50128	16	50545	20*1,5	-	-	20,5	19,0	9,0	-	33	35	25
50006	3/4"	50030	21	50045	25*1,5	50106	3/4"	20,5	19,0	9,0	14,5	33	35	25
-	-	50130	21	50546	25*1,5	-	-	26,5	24,5	11,0	-	43	45	10
50007	1"	50031	29	50046	32*1,5	50107	1"	26,5	24,5	11,0	19,0	43	45	10
-	-	-	-	50547	40*1,5	-	-	26,5	24,5	11,0	-	43	45	10
-	-	50131	29	-	-	-	-	34,5	32,5	11,0	-	52	54	5
50008	1 1/4"	50032	36	50047	40*1,5	50108	1 1/4"	34,5	32,5	11,0	21,0	52	54	5
-	-	50132	36	50548	40*1,5	-	-	39,5	37,5	14,0	-	60	62	5
50009	1 1/2"	50033	42	50048	50*1,5	50109	1 1/2"	39,5	37,5	14,0	21,0	60	62	5
-	-	50133	42	50549	50*1,5	-	-	50,5	48,5	14,0	-	74	77	4
50010	2"	50034	48	50049	63*1,5	50110	2"	50,5	48,5	14,0	23,0	74	77	4
50011*	2 1/2"	-	-	-	-	-	-	63,0	58,0	24,0	-	92	96	1
50012*	3"	-	-	-	-	-	-	77,0	72,0	26,0	-	109	109	1
50013*	4"	-	-	-	-	-	-	102,0	96,0	30,0	-	135	135	1

*Consegna in 20 giorni lavorativi / *Delivery in 20 working days*

Raccordi per copriguaina tipo DMC HJT-L

Fittings for covering conduit type DMC HJT-L

RoHS CE made in Italy

monta anello standard AB
o anello speciale in ottone OT
it fits standard ring AB
or special brass ring OT

disegno dimensionale / *reference details*

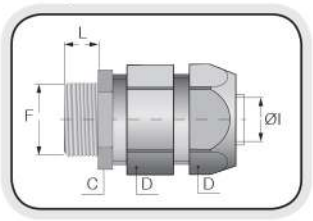

GOST-R N°1231385

IP67

Settori di Impiego / *Areas of application*

Caratteristiche / *Characteristics:*

Raccordi speciali con filetto maschio fisso per il doppio bloccaggio, prima dei normali tubi metallici flessibili rivestiti ad aggraffatura rinforzata e poi del copriguaina HJT in vetro silicone che ha la funzione di proteggere e isolare termicamente i cavi all'interno dei tubi flessibili da - 60°C a + 260°C e fino a +800°C per 20 minuti. Utilizzabili ovunque ci sia un foro filettato avvitandolo direttamente o un foro passante con l'ausilio di un controdado dalla parte opposta (vedi nostri accessori a pag. 122). In ottone nichelato, il grado di protezione, certificato secondo le norme CEI EN 61386, tra il raccordo e il tubo è IP67 ed è garantito dall'anello che si stringe sul tubo di protezione ad aggraffatura rinforzata quando si stringe il dado, garantendo così una perfetta tenuta meccanica alla trazione, alla torsione e alle vibrazioni. La continuità elettrica invece è garantita dalla virola interna che si avvita direttamente all'interno dell'anima metallica del tubo, ricoprendo interamente l'estremità del tubo flessibile a protezione del passaggio cavi

Special fittings with fixed male thread for a double locking: the first one is a locking for standard metal recovered flexible conduits with reinforced clutch and the second one is a locking for covering conduit HJT made up by elastomer silicon fiberglass resistant to temperatures between -60°C and +260°C and until 800°C for 20 minutes. It can be used wherever there is a threaded hole, by screwing it directly or a passing hole by means of a locknut on the opposite side. (see our accessories on page 122). They are made of nickel-plated brass and the IP protection between fitting and conduit, certified according to norm CEI EN 61386, is IP67 and it is assured by seal ring that tightens on the conduit when you tighten the nut, so that you can assure a perfect mechanical resistance to traction, to torsion and to vibration. Instead the electrical continuity is assured by an internal ferrule screwing on the internal metal structure of the conduit and covering the whole edge of the flexible conduit to protect cable passage

Controlli qualità / *Quality controls:*

Tutta la nostra raccorderia in ottone nichelato viene sottoposta alla prova di corrosione in nebbia salina neutra secondo le norme UNI ISO 9227 e alla prova di corrosione in atmosfera umida costante secondo le norme DIN 50017SK. Nessun segno di corrosione si è verificato dopo le prove

All our nickel-plated brass fittings are checked through a corrosion test with salt fog according to norms UNI ISO 9227 and a corrosion test with humid atmosphere according to norms DIN 50017SK. These fittings do not show any sign of corrosion after the tests

Raccordo per DMC HJT-L maschio fisso dritto in ottone / *Brass fixed straight male fitting for DMC HJT-L*

Codice *Code*	Filetto *Thread* GAS ISO 228 F	Codice *Code*	Filetto *Thread* PG DIN 40430 F	Codice *Code*	Filetto *Thread* METRICO ISO R68 F	Rif. guaina *Ref. conduit* DMC HJT-L	Tubo *Conduit* ø int.	ø I	L	Esagono *Hexagon*		Confezione *Package*
							mm	mm	mm	C	D	N° pz.
-	-	-	-	51981	12*1,5	DMC HJT-L 210	10,0	9,0	9,0	20	22	50
51862	3/8"	51884	11	51991	16*1,5	DMC HJT-L 210	10,0	9,0	9,0	24	26	50
51863	1/2"	51885	13,5	51992	20*1,5	DMC HJT-L 212	12,0	10,5	9,0	24	26	50
-	-	51871	11	51982	16*1,5	DMC HJT-L 216	15,5	14,0	9,0	27	33	50
51864	1/2"	51887	13,5	51993	20*1,5	DMC HJT-L 216	15,5	14,0	9,0	27	33	50
-	-	51888	16	51983	25*1,5	DMC HJT-L 216	15,5	14,0	9,0	27	35	50
-	-	51872	16	51984	20*1,5	DMC HJT-L 221	20,5	19,0	9,0	33	45	25
51865	3/4"	51889	21	51994	25*1,5	DMC HJT-L 221	20,5	19,0	9,0	33	45	25
-	-	51873	21	51985	25*1,5	DMC HJT-L 227	26,5	24,5	11,0	43	52	10
51866	1"	51890	29	51995	32*1,5	DMC HJT-L 227	26,5	24,5	11,0	43	52	10
-	-	-	-	51986	40*1,5	DMC HJT-L 227	26,5	24,5	11,0	43	52	10
-	-	51874	29	-	-	DMC HJT-L 235	34,5	32,5	11,0	52	57	5
51867	1 1/4"	51891	36	51996	40*1,5	DMC HJT-L 235	34,5	32,5	11,0	52	57	5
-	-	51875	36	51987	40*1,5	DMC HJT-L 240	39,5	37,5	14,0	60	65	4
51868	1 1/2"	51892	42	51997	50*1,5	DMC HJT-L 240	39,5	37,5	14,0	60	65	4
-	-	51876	42	51988	50*1,5	DMC HJT-L 250	50,5	48,5	14,0	74	80	2
51869	2"	51893	48	51998	63*1,5	DMC HJT-L 250	50,5	48,5	14,0	74	80	2

Si usano guaine serie DMC HJT-L a pagina 44 / ***For use with conduits DMC HJT-L at page 44***
Consegna in 20 giorni lavorativi / ***Delivery in 20 working days***

Raccordi tipo AM RP MF

Fittings type AM RP MF

made in Italy CE RoHS

disegno dimensionale / *reference details*

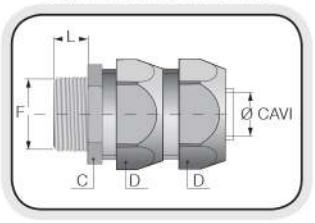

riferimento a pagina 78 / *see page 78 for details*

IP68

Settori di Impiego / *Areas of application*

Caratteristiche / *Characteristics:*

Raccordo pressacavo con filetto maschio fisso, la sua applicazione è ovunque ci sia la necessità di bloccare un cavo col pressacavo e proteggerlo contemporaneamente in un tubo metallico flessibile rivestito. Utilizzabili ovunque ci sia un foro filettato, avvitandolo direttamente, o un foro passante con l'ausilio di un controdado dalla parte opposta (vedi nostri accessori a pag. 122). In ottone nichelato, il grado di protezione certificato secondo le norme CEI EN 61386 tra il raccordo e il cavo è IP68 ed è garantito dal gommino in elastomero termoindurente che si stringe sul cavo e dall'anello di tenuta che si stringe sul tubo quando si stringe il dado, garantendo così una perfetta tenuta meccanica, alla trazione alla torsione e alle vibrazioni. La continuità elettrica invece è garantita dalla virola interna che si avvita direttamente all'interno dell'anima metallica del tubo, ricoprendo interamente l'estremità del tubo flessibile a protezione del passaggio cavi

Brass male straight fixed thread cable gland fitting. It can be used wherever it is necessary to block a cable with a cable gland and to protect it, at the same time, into a recovered flexible metal conduit. It can be used wherever there is a threaded hole, by screwing it directly or a passing hole by means of a locknut on the opposite side. (see our accessories on page 122). They are made up by nickel-plated brass and the IP rating, certified according to norms CEI EN 61386, between fitting and cable is IP68 and it is assured by a thermosetting elastomer rubber that tightens on cable and by sealing ring that tightens on conduit when you tighten nut, so that you can assure a perfect mechanical resistance to traction, torsion and vibration. Instead the electrical continuity is assured by an internal ferrule screwing on the internal metal structure of the conduit and covers the whole edge of the flexible conduit to protect cable passage

Controlli qualità / *Quality controls:*

Tutta la nostra raccorderia in ottone nichelato viene sottoposta alla prova di corrosione in nebbia salina neutra secondo le norme UNI ISO 9227 e alla prova di corrosione in atmosfera umida costante secondo le norme DIN 50017SK. Nessun segno di corrosione si è verificato dopo le prove

All our nickel-plated brass fittings are checked through a corrosion test with salt fog according to norms UNI ISO 9227 and a corrosion test with humid atmosphere according to norms DIN 50017SK. These fittings do not show any sign of corrosion after the tests

Raccordo pressacavo maschio fisso dritto in ottone / *Brass male straight fixed cable gland fitting*

Codice *Code*	Filetto *Thread* GAS ISO 228 F	Codice *Code*	Filetto *Thread* PG DIN 40430 F	Codice *Code*	Filetto *Thread* METRICO ISO R68 F	Codice *Code*	Filetto *Thread* NPT F	Tubo *Conduit* ø int.	L GAS PG - ISO	L NPT	Cavi *Cables* ø min/max	Esagono *Hexagon* C	Esagono *Hexagon* D	Confezione *Package*
								mm	mm		mm			N° pz.
-	-	-	-	50141-Tr.210	12*1,5	-	-	10,0	9,0	11,5	7,0-8,5	20	22	50
50001-Tr.210	1/4"	50021-Tr.210	7	50041-Tr.210	16*1,5	50101-Tr.210	1/4"	10,0	9,0	11,5	7,0-8,5	20	22	50
50002-Tr.210	3/8"	50022-Tr.210	9	-	-	50102-Tr.210	3/8"	10,0	9,0	11,5	7,0-8,5	20	22	50
-	-	50023-Tr.210	11	-	-	-	-	10,0	9,0	-	7,0-8,5	20	22	50
-	-	50024-Tr.210	13,5	-	-	-	-	10,0	9,0	-	7,0-8,5	20	22	50
50003-Tr.212	3/8"	50025-Tr.212	11	50042-Tr.212	16*1,5	50103-Tr.212	3/8"	12,0	9,0	11,5	9,0-11,5	24	26	50
50004-Tr.212	1/2"	50026-Tr.212	13,5	50043-Tr.212	20*1,5	50104-Tr.212	1/2"	12,0	9,0	14,5	9,0-11,5	24	26	50
-	-	50027-Tr.212	16	-	-	-	-	12,0	9,0	-	9,0-11,5	24	26	50
-	-	50127-Tr.216	11	50543-Tr.216	16*1,5	-	-	15,5	9,0	-	9,0-14,5	27	29	25
50005-Tr.216	1/2"	50028-Tr.216	13,5	50044-Tr.216	20*1,5	50105-Tr.216	1/2"	15,5	9,0	14,5	9,0-14,5	27	29	25
-	-	50029-Tr.216	16	50544-Tr.216	25*1,5	-	-	15,5	9,0	-	9,0-14,5	27	29	25
-	-	50128-Tr.221	16	50545-Tr.221	20*1,5	-	-	20,5	9,0	14,5	14,0-19,5	33	35	20
50006-Tr.221	3/4"	50030-Tr.221	21	50045-Tr.221	25*1,5	50106-Tr.221	3/4"	20,5	9,0	14,5	14,0-19,5	33	35	20
-	-	50130-Tr.227	21	50546-Tr.227	25*1,5	-	-	26,5	11,0	-	19,0-24,5	43	45	10
50007-Tr.227	1"	50031-Tr.227	29	50046-Tr.227	32*1,5	50107-Tr.227	1"	26,5	11,0	19,0	19,0-24,5	43	45	10
-	-	-	-	50547-Tr.227	40*1,5	-	-	26,5	11,0	19,0	19,0-24,5	43	45	10
		50131-Tr.235	29	50047-Tr.235	40*1,5	-	-	34,5	11,0	19,0	27,0-32,5	52	54	5
50008-Tr.235	1 1/4"	50032-Tr.235	36	-	-	50108-Tr.235	1 1/4"	34,5	11,0	19,0	27,0-32,5	52	54	5
-	-	50132-Tr.240	36	50548-Tr.240	40*1,5	-	-	39,5	14,0	21,0	31,0-36,5	60	62	4
50009-Tr.240	1 1/2"	50033-Tr.240	42	50048-Tr.240	50*1,5	50109-Tr.240	1 1/2"	39,5	14,0	21,0	31,0-36,5	60	62	4
-	-	50133-Tr.250	42	50549-Tr.250	50*1,5	-	-	50,5	14,0	23,0	43,0-49,5	74	77	2
50010-Tr.250	2"	50034-Tr.250	48	50049-Tr.250	63*1,5	50110-Tr.250	2"	50,5	14,0	23,0	43,0-49,5	74	77	2

techno®
Technology & Innovation

The different connection

Extreme Quality

Designed to satisfy all customer needs (IP68)

Maximum reliability

Twin-injected gasket with perfect mechanical and chemical adhesion ensures error-proof installations and high resistance against water and dusts.

Rapid wiring

Fast connections with the insulation piercing clip terminal blocks. No cable preparation required for timesaving installation (only available in 2-3-4 poles connectors).

Intuitive connection

Innovative design, few components and intuitive wiring system ensure quick installations.

Quality installations

Robust connectors and quality materials (PA6/PA66 GF UL94 V0/V2) with excellent resistance to aging in harsh conditions (hot-cold, oils, vapors, etc.).

High safety standards

Usage of halogen-free products aimed at protecting the environment and by applications with enhanced fire safety needs and fire damage prevention needs.

Versatile solutions

Panel-mounted connectors ensure rapid connection and disconnection to substitute the cable gland.

Dimensions that make a difference

The new connector TH387 up to 5-poles with screw contacts is capable to meet the growing demand for connection in tight spaces. Helpful in lighting installations, agriculture, motors and pumps, transportation, CCTV, industrial automation.

MADE IN ITALY

www.techno.it

techno®
TECHNOLOGY & INNOVATION

techno enhanced engineering

TEE family®

TEETUBE® / Mini-TEETUBE®
(IP68 2bar – 5bar)

Linear type Connecting solutions

Mini TEETUBE

TEETUBE

Total Protection. In order to chose in complete safety.

The **TEETUBE®** Family groups together linear insert connecting solutions with a high IP rating protection **(as far as IP68 2bar/5bar)**.
The **Mini-TEETUBE®** Family offers with its reduced dimensions, protected installations where available space is limited.
All of our products are designed to provide high performance return in time:

- Housing and Cable glands in polymer **PA66 FV V0/V2 UL94 (Yellow Card)** and a high mechanical and thermal resistance
- Yellow silicone gaskets with an excellent elasticity coefficient, aging resistance and complete adhesion to the housing
- Interchangeable rubber seals in **TPE-V** with total adhesion to all types of cables guaranteeing perfect watertightness.

Liberty is the key word to give added value to your work.

A complete range that provides to every installation requirement the appropriate technical solution.

The TEETUBE® items are available in different dimensions and shapes: **I, L, T and Y** *(see page 22)*.
The use of the **modular connecting solutions TEEDRUM®** *(see page 22)* permits to have protected connections with **2, 3, 5, 6, 2+2 and 3+3 poles**.

Care in detail provides safety and trustworthiness to the installation.

Our solutions are designed with extreme care for particulars and made with absolute precision. The towers on the housing gives improved restrainment of the gaskets subject to the cable gland pressure during tightening assuring in this manner a total **protection from external agents (IP68)**.

Innovation a prerogative for success.

A **new development** presented by Techno **is a current distributor block**.
The wiring is intuitive and guarantees correct connection of cables according to the right polarity thanks to the simple but effective internal circuit.
Easy to install and time saving, it avoids the twisting together of wires.
This innovation is valid for both the **TEEDRUM®** and **TEEBLOCK®** Family.

TODAY

YESTERDAY

TODAY

Condensation.
Maximum protection at all times.

Humidity by capillary action along a copper electrical wire frequently causes the continuous formation of condensation inside electrical equipment compromising its proper functioning.
Techno has the answer to avoid product malfunction caused by condensation by the use of **a special high quality black resin with an excellent insulation capacity that resists temperatures from -50°C to +100°C**.
The copper strand and metal inserts are completely enveloped by resin preventing any leakage from small holes.
The use of resin in the TEEfamily® range **strengthens electrical insulation resistance, Water-proof capacity and mechanical resistance of Techno products**.
On customer request all TEEfamily® solutions can be with resin to provide better quality and reliability to the products.
Techno constantly tests new raw materials to assure and improve product functioning.

THE RIGHT PROTECTION FOR ALL CONDITIONS

INDUSTRIAL APPLICATIONS

Industrial machines
Industrial washing machines
Residential and industrial installations
Automation
Robots
Submersion pumps

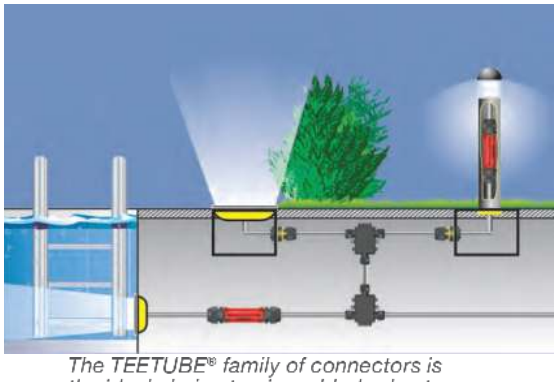

The TEETUBE® family of connectors is the ideal choice to give added value to an electrical installation of products and systems in many industrial sectors (see page 26). Its dimensions and technical characteristics provide the right connection in reduced spaces or for systems that need high protection requirements.

Used as an alternative junction connectors with resin and gel, TEETUBE® connectors provide IP68 (up to 50 m deep) connections. The inner connector can be inspected.



Compact round terminal blocks

TH020 PATENTED	TH020 PATENTED	TH020 PATENTED	TH021 PATENTED	TH021 PATENTED
IP00	IP00	IP00	IP20	IP20
2 POLES 3 POLES	5 POLES 6 POLES	DISTRIBUTOR 2+2 POLES 3+3 POLES	2 POLES 3 POLES	5 POLES
T 125 - 4□ - 32A - 450 V~	T 125 - 4□ - 32A - 450 V~	T 125 - 4□ - 32A - 450 V~	T 125 - 4□ - 32A - 450 V~	T 125 - 4□ - 32A - 450 V~
CE	CE	CE	CE	CE

Linear type connecting solutions

Mini TEETUBE

	TH390 PATENTED	TH390 PATENTED	TH390 PATENTED	TH399 PATENTED
	IP68 - 5bar	IP68 - 2bar	IP68 - 2bar	IP68 - 2bar
CABLE UP TO 6□	2 POLES - 3 POLES T 85 - 4□ - 32A - 450 V~	2 POLES - 3 POLES T 85 - 4□ - 32A - 450 V~	2 POLES - 3 POLES T 85 - 4□ - 32A - 250 V~	2 POLES - 3 POLES T 85 - 4□ - 32A - 250 V~
	CE	CE	CE	CE

Linear type connecting solutions

TEETUBE

TH400 PATENTED	TH400 PATENTED	TH401 TH402 PATENTED	TH401 TH402 PATENTED	TH399 PATENTED
IP68 - 5bar	IP68 - 5bar	IP68 - 2bar	IP68 - 2bar	IP68 - 2bar
2 POLES - 3 POLES T 85 - 4□ - 32A - 450 V~	5 POLES - 6 POLES T 85 - 4□ - 32A - 450 V~	2 POLES - 3 POLES 5 POLES - 6 POLES T 85 - 4□ - 32A - 450 V~	2 POLES - 3 POLES - 5 POLES - 6 POLES 2+2 POLES - 3+3 POLES T 85 - 4□ - 32A - 250 V~	2 POLES - 3 POLES - 5 POLES - 6 POLES 2+2 POLES - 3+3 POLES T 85 - 4□ - 32A - 250 V~
CE	CE	CE	CE	CE

Available applications

TEETUBE

TRANSPARENT VERSION* (i.e. Electronic circuit)	CABLE GUIDE*	ADAPTER FOR CORRUGATED PROTECTIVE COVERING*	ADAPTER FOR METALLIC PROTECTIVE COVERING*	ACCESSORIES

Compact linear terminal blocks

TEE BLOCK

TH026 — IP00

5 POLES
2 POLES
3 POLES

T 125 - 4□ - 32A - 450 V~

CE

TH026

5 POLES
2 POLES
3 POLES

T 200 - 4□ - 32A - 450 V~

CE

TH027

2+2 POLES
3+3 POLES

T 125 - 6□ - 41A - 450 V~

CE

TH029 PATENTED

DISTRIBUTOR
2+2 POLES
3+3 POLES

T 125 - 4□ - 32A - 450 V~

CE

CABLE UP TO 6□

Protected boxes with 1/2/3 way connections

TEE BOX

TH100 PATENTED — IP20

2 POLES
3 POLES

2,5□ - 24A - 450 V~

CE

TH110 PATENTED — IP44

2 POLES
3 POLES

Cable Diameter Max ø 10 mm

2,5□ - 24A - 450 V~

CE

TH200 PATENTED — IP54

FOR HIGH TEMPERATURES*

CE T 200

TH200 PATENTED — IP54

WITH TWO EXIT*

CE

TH200 PATENTED — IP54

TRANSPARENT VERSION*

CE

Protected boxes with 3 way connections

TEE BOX

TH200 PATENTED — IP54

Cable Diameter Max ø 9 mm

CE

TH200 PATENTED — IP67

Cable Diameter Max ø 9 mm

CE Nemko

TH200 PATENTED — IP54 - IP67

SPRING TERMINAL BLOCK*

CE

TH200 PATENTED — IP54 - IP67

TH026 (2-3 POLES)

CE

TH200 PATENTED — IP54 - IP67

TH026 (5 POLES)

CE

Protected boxes with 3 way connections

TEE BOX

TH200 PATENTED — IP54 - IP67

STANDARD TERMINAL BLOCK 8/10 PITCH*

CE

TH200 PATENTED — IP54 - IP67

ELECTRONICS BOARD*

CE

TH200 PATENTED — IP54 - IP67

TH029 DISTRIBUTOR

CE 2+2 POLES - 3+3 POLES

TH200 PATENTED — IP54 - IP67

CABLE GUIDE*

CE

TH200 PATENTED

TRANSPARENT FOR LED*

CE

Protected boxes with 3 way connections

TH211	TH211	TH211	TH211	TH211
IP54 IP65	IP54 IP65	IP54 IP65	IP54 IP65	IP54 IP65
Cable Diameter Max ø 17 mm DIFFERENT COMBINATION OF CABLE OUTPUTS	TRANSPARENT VERSION*	ELECTRONICS BOARD	TH029 DISTRIBUTOR (2+2 and 3+3 POLES)	TH027 (2+2 and 3+3 POLES)
CE Nemko	CE	CE	CE	CE

Protected boxes with 3 way connections

TH211	TH211	TH211	TH211	TH211
IP54 IP65	IP54 IP65	IP54 IP65	IP54 IP65	IP54 IP65
SPRING TERMINAL BLOCK*	TH026 (8 POLES)	TH026 (6 POLES)	STANDARD TERMINAL BLOCK 8 PITCH*	STANDARD TERMINAL BLOCK 10 PITCH*
CE	CE	CE	CE	CE

Protected boxes with 4 way connections

TH209	TH209	TH209	TH209	
IP54 IP66 IP68	IP54 - IP66 - IP68	IP54 - IP66 - IP68	IP54 - IP66 - IP68	
DIFFERENT COMBINATION OF CABLE OUTPUTS	TRANSPARENT VERSION*	TH026 (3+3 SEPARATED POLES)	TH026 (8 POLES)	ACCESSORIES
CE Nemko	CE	CE	CE	

Protected boxes with 4 way connections

TH209	TH209	TH209	TH209	TH209
IP54 - IP66 - IP68	IP54 - IP66 - IP68	IP54 - IP66 - IP68	IP54 - IP66 - IP68	IP54 - IP66 - IP68
TH026 (6 POLES)	TH027 (3+3 POLES)	ELECTRONICS BOARD	STANDARD TERMINAL BLOCK *	STANDARD TERMINAL BLOCK 12 PITCH*
CE	CE	CE	CE	CE

Protected boxes with 4 way connections

TH209	TH209	TH209	TH209	TH219
IP54 IP68	IP54 IP68	IP54 IP68	IP54 IP68	RESIN OR GEL IP54 IP68
STANDARD TERMINAL BLOCK 8 PITCH*	STANDARD TERMINAL BLOCK 10 PITCH*	ADAPTER FOR CORRUGATED PROTECTIVE COVERING*	CABLE GUIDE*	DIFFERENT COMBINATION OF CABLE OUTPUTS
CE	CE	CE	CE	CE

4-way current distributors

TH622	TH622	TH622	TH622	TH622
IP20 - IP40 IP54 - IP68	IP20	IP40	IP54 - IP68	IP20 - IP40 IP54 - IP68
10A - 16A 2 POLES - 3 POLES	2 POLES - 3 POLES WITH TH380	2 POLES - 3 POLES WITH TH382	2 POLES - 3 POLES WITH TH384	WITH CLOSURE CAP AND SILICON BELT
CE Nemko	CE	CE	CE	CE

4-way combined current distributors

TH625	TH625	TH625	TH625	TH625
IP20 - IP40 IP54 - IP68	IP20	IP40	IP54 - IP68	IP20 - IP40 IP54 - IP68
MAX 16A COMBINATION BETWEEN 2 PLUGS AND 2 CABLES	COMBINATION BETWEEN 2 PLUGS AND 2 CABLES	COMBINATION BETWEEN 2 PLUGS AND 2 CABLES	COMBINATION BETWEEN 2 PLUGS AND 2 CABLES	WITH CLOSURE CAP AND SILICON BELT
CE	CE	CE	CE	CE

3-way current distributors

TH630	TH630	TH630	TH631	TH631
IP65	IP65	IP65	IP65	IP65
with TH405	with TH405			
10A 2 POLES 5 POLES 3 POLES 6 POLES	10A 2 POLES 5 POLES 3 POLES 6 POLES	WITH CLOSURE CAP AND SILICON BELT	24A 2 POLES 3 POLES	16A 5 POLES 6 POLES
CE Nemko	CE Nemko	CE	CE Nemko	CE Nemko

Plug-socket connection modules

TEE PLUG

	TH023 PATENTED	TH022 PATENTED	TH028 PATENTED	TH380 PATENTED
	IP00	IP00	IP00	IP20
NICKEL PLATED VERSION SILVER PLATED VERSION CRIMP VERSION HYBRID VERSION HYBRID VERSION CABLE UP TO 6□	SOCKET 2 POLES 3 POLES PLUG	SOCKET 2 POLES 3 POLES PLUG	SOCKET 6 POLES PLUG	SOCKET 2 POLES 3 POLES PLUG
	T 125 - 4□ - 32A - 400 V~	T 125 - 4□ - 32A - 400 V~	T 125 - 4□ - 32A - 400 V~	2,5□ - 25A - 400 V~
	CE	CE	CE	CE

Mini TEE PLUG

Compact protected plug-socket connections

TH380 PATENTED	TH382 PATENTED	TH382 PATENTED	TH384 PATENTED	TH384 PATENTED
IP20	IP40	IP40	IP54 IP66 IP68	IP66 IP68
PROTECTIVE TUBE*	SOCKET 2 POLI 3 POLI PLUG 1,5□ - 16A - 400 V~	CABLE GUIDE*	SOCKET 2 POLI 3 POLI PLUG 1,5□ - 16A - 400 V~	PANEL VERSION
CE	CE	CE	CE Nemko	CE

Mini TEE PLUG

Compact protected plug-socket connections

	TH385 PATENTED	TH386 PATENTED	TH388 PATENTED	TH388 PATENTED
	IP66 IP68	NEW IP66 IP68	IP20	IP20
ACCESSORIES	M20 M25	SELF-LOCKING	SOCKET 2 POLES 3 POLES PLUG	SOCKET 5 POLES PLUG
	CE	CE	CE	CE

TEE PLUG

Protected plug-socket connections

TH388 PATENTED	TH404 PATENTED	TH404 PATENTED	TH404 PATENTED	TH404 PATENTED
IP20	IP65	IP65	IP65	IP65
SOCKET 6 POLES PLUG	2 POLES T 125 - 2,5□- 25A - 400 V~	3 POLES T 125 - 2,5□- 25A - 400 V~	5 POLES T 85 - 1,5□- 16A - 400 V~	6 POLES T 85 - 1,5□- 16A - 400 V~
CE	CE	CE	CE	CE

Protected plug-socket connections

TH405 PATENTED

IP68
5mt

2 POLES

T 125 - 2,5□ - 25A - 400 V~

CE

TH405 PATENTED

IP68
5mt

3 POLES

T 125 - 2,5□ - 25A - 400 V~

CE

TH405 PATENTED

IP68
5mt

5 POLES

T 85 - 1,5□ - 16A - 400 V~

CE

TH405 PATENTED

IP68
5mt

6 POLES

T 85 - 1,5□ - 16A - 400 V~

CE

TH406 PATENTED

IP68
5mt

2 POLES
3 POLES

T 125 - 2,5□ - 25A - 400 V~

CE

Protected plug-socket connections

TH406 PATENTED

IP68
5mt

5 POLES
6 POLES

T 85 - 1,5□ - 16A - 400 V~

CE

TH406 PATENTED

PANEL VERSION WITH CLOSURE CAP AND SILICON BELT

TH404 TH405 PATENTED

CABLE GUIDE*

TH404 TH405 PATENTED

ADAPTER FOR PROTECTIVE COVERING*

TH420 PATENTED

NEW

IP67

2 POLES

T 85 - 0,75□ - 6A - 230 V~

CE Nemko

Quick locking cable clamps

TH005

Cable Diameter Max ø 10 mm

CE

TH006 PATENTED

Cable Diameter Min-Max ø
6,5 mm 9 mm

CE CSV

TH007 PATENTED

Cable Diameter Min-Max ø
6 mm 10 mm

CE

TEEPLUG ACCESSORIES

High protection innovative cable glands

TH450 PATENTED

IP68 - 5 bar
M16-PG9

Cable Diameter Min-Max ø
4 mm 9,5 mm

CE

TH451 PATENTED

NEW IP68 - 5 bar
M20

Cable Diameter Min-Max ø
7 mm 14 mm

CE

TH452 PATENTED

NEW IP68 - 5 bar
M25

Cable Diameter Min-Max ø
7 mm 17mm

CE

TH450 TH451 TH452 PATENTED

COLOURED VERSION ON REQUEST

PG RANGE
IN DEVELOPMENT

アメリカン電機株式会社
AMERICAN DENKI CO., LTD.

อเมริกัน เด็นกิ

ปลั๊ก/เต้ารับ/ขั้วต่อสาย แบบบิดล็อก แบบอเมริกัน ครบทุกรุ่น ทุกขนาด

สอบถามรายละเอียดที่ฝ่ายขาย sales@ubg.co.th

GRAND TECHNOLOGY

สลิปริง!! *สำหรับงานหลากหลายประเภท ทั้งในส่วนส่งกำลังไฟฟ้า(Power) งานส่งสัญญาณ(Signal) และการส่งสัญญาณไฟเบอร์ออฟติค ผ่านจุนหมุน ข้อมูลมีจำนวนมากไม่สามารถลงได้หมด กรุณาสอบถาม.*

Standard Through-bore Slip Ring Series



HM Capsule Slip Ring Series

Fiber Optical Slip Ring Series

Military Slip Ring Series

西门子 PLC I/O解决方案
SIEMENS PLC I/O Solutions

EUMAX

NOTE FOR LABLES Page Type Cables PLC Suitable LED

S7–300 系列 (20P) S7–300 Series (20P)

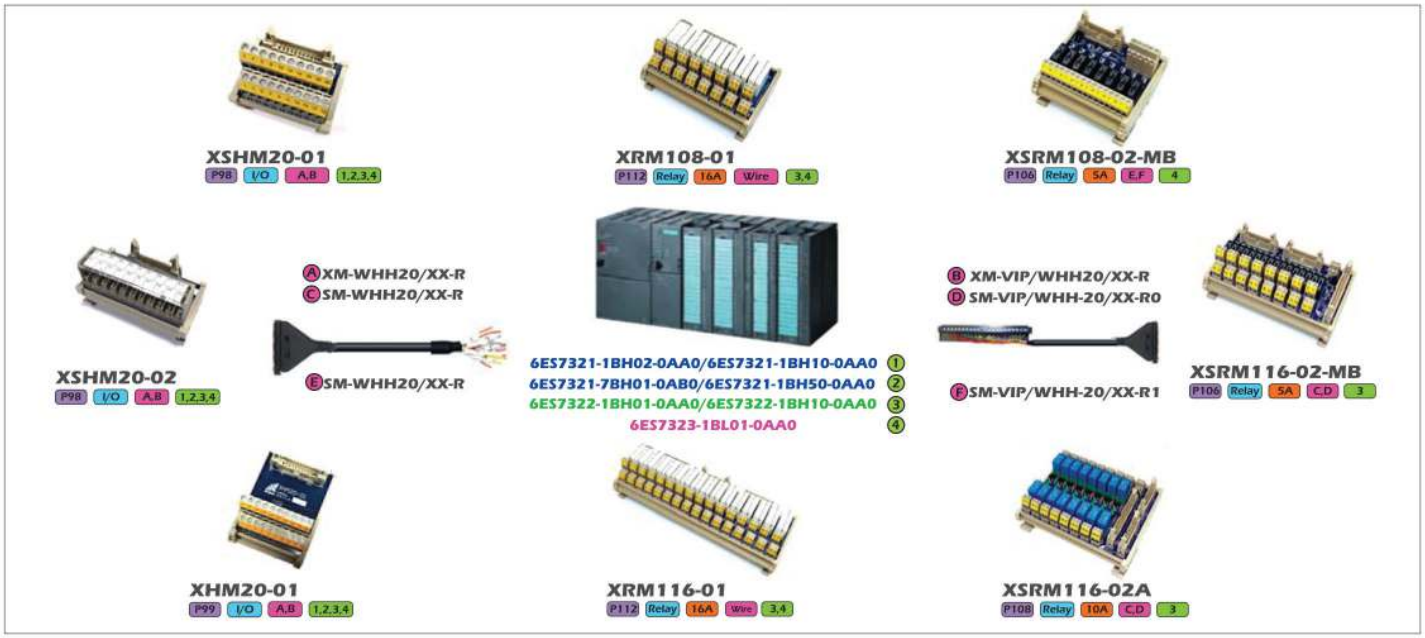

S7–300 系列 (40P) S7–300 Series(40P)

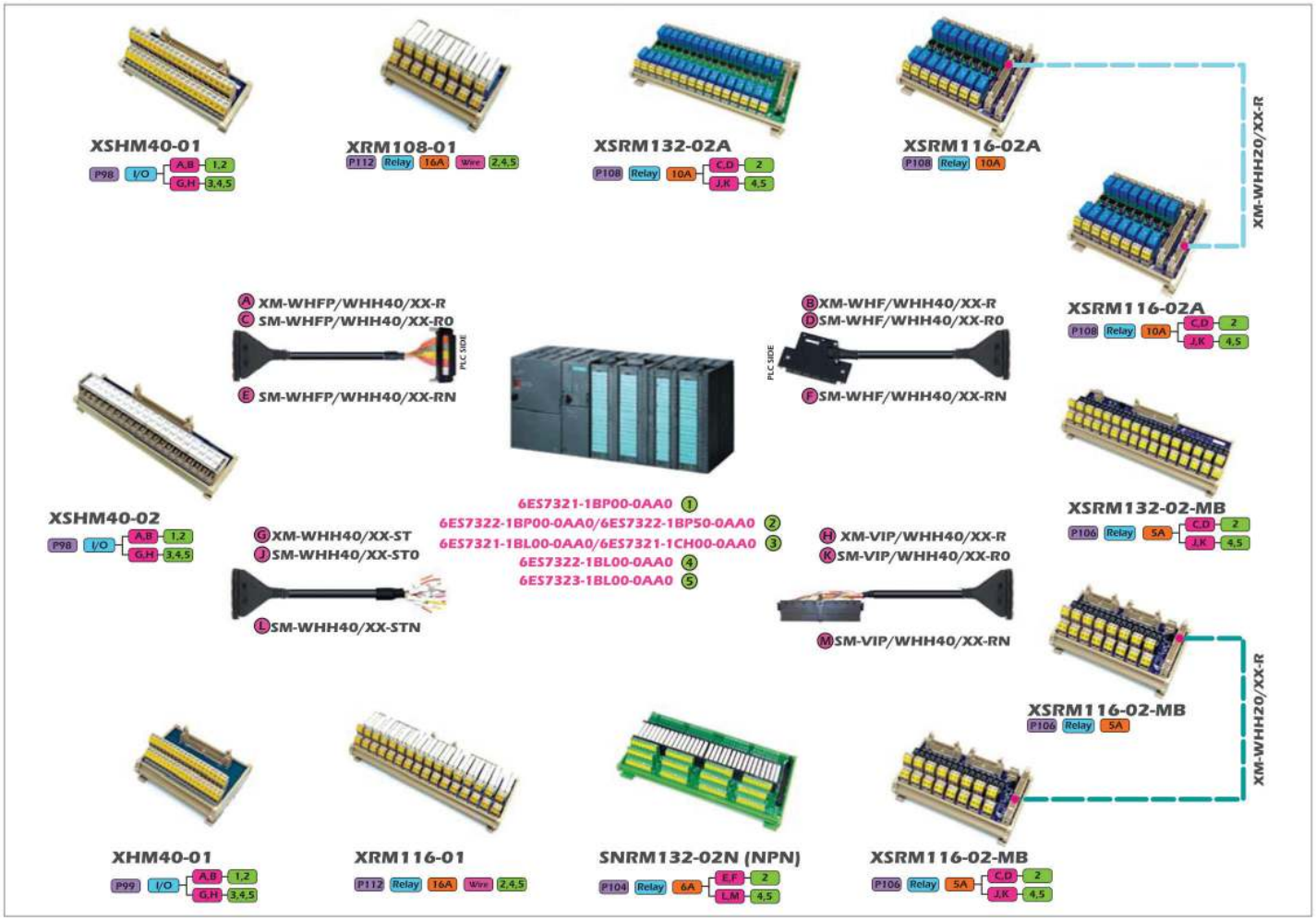

สายสัญญาณ แผงรีเลย์ ขั้วต่อ ตัวแปลงขั้ว เทียบเท่า

สำหรับ PLC/CNC ยี่ห้อชั้นนำ หลากหลายรุ่น ครบวงจร

ที่นี่...ที่เดียว!! จบ.

บริษัท ยู.บี.จี. (2008) จำกัด
155 ซ.เอกชัย 110 แขวงบางบอน เขตบางบอน กรุงเทพมหานคร 10150
เบอร์โทร. 0-2895-0751-4 แฟกซ์. 0-2895-0755
อีเมลล์ : info@ubg.co.th , เว็บไซต์ : www.ubg.co.th